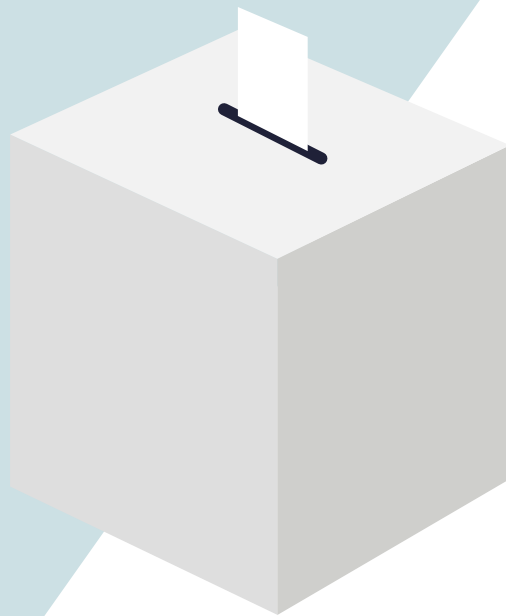




Electoral Commission
QUEENSLAND



2020
LOCAL GOVERNMENT ELECTIONS
Report on the Elections




Interpreter statement

The Electoral Commission of Queensland is committed to providing accessible services to Queenslanders from all culturally and linguistically diverse backgrounds. If you have difficulty in understanding the elections report, you can contact us by telephone 1300 881 665 and we will arrange an interpreter to effectively communicate the document to you.

Copyright

© *Electoral Commission of Queensland 2020*

Licence



This elections report is licensed by the Electoral Commission of Queensland under a Creative Commons Attribution (CC BY) 4.0 International licence.

In essence, you are free to copy, communicate and adapt this document, as long as you attribute the work to the Electoral Commission of Queensland. To view a copy of this licence, visit <http://creativecommons.org/licenses/by/4.0/>

Content from this document should be attributed as the Electoral Commission of Queensland 2020 Local Government Elections: Report on the Elections.

This report is available for downloading from the ECQ website www.ecq.qld.gov.au. Enquiries and requests for a paper copy of this document may be directed to:

Electoral Commission of Queensland

Telephone: 1300 881 665

Website: www.ecq.qld.gov.au

Email: ecq@ecq.qld.gov.au

Post: GPO Box 1393
BRISBANE QLD 4001

I Contents

Overview.....	1
Election Highlights.....	2
Local government election delivery.....	3
2020 local government elections and COVID-19.....	5
Voter participation	9
Election Timetable.....	11
Voting Services.....	12
Enrolment.....	12
Postal voting.....	12
Early voting (pre-poll).....	13
Election day voting	14
Electronically assisted voting (telephone voting).....	14
Remote area polling.....	15
Accessibility and other services.....	16
ECQ service centre.....	16
Election Resources and Technology.....	17
Logistics and materials.....	17
Election technology.....	17
Election Management System.....	18
Election Workforce.....	19
Recruitment and training of temporary election staff.....	19
Returning Officers and Assistant Returning Officers	19
Recruitment in local government areas.....	20
Additional recruitment due to COVID-19.....	20

Contents

Candidates and Parties.....	21
Funding and disclosure requirements	22
Candidate nominations and group registration	22
How-to-vote cards	23
Communications.....	24
Election service plan.....	24
Advertising and media campaign.....	24
Stakeholder engagement.....	25
ECQ website	25
Social media.....	25
Multilingual Guide to Voting.....	26
Voter Information Card.....	26
Election Results	27
Post-Election Activities	28
Failure to vote and compliance activities	28
Election evaluation.....	29
Election survey.....	29
Informal voting analysis	30

Contents

Appendices.....	37
Appendix A – Notice of election.....	38
Appendix B – Voter turnout and informality maps.....	39
Appendix C – List of full postal and hybrid elections.....	42
Appendix D – List of uncontested elections.....	43
Appendix E – Local government election summaries.....	44

Overview

On Saturday, 28 March 2020, the Electoral Commission of Queensland (ECQ) delivered the local government quadrennial elections for all mayors and councillors of Queensland's 77 local government areas. In Queensland, local government elections must occur every four years on the last Saturday in March, unless changed by regulation. Voting in these elections is compulsory.

The 2020 local government elections were delivered during the unfolding coronavirus (COVID-19) global pandemic. The election involved approximately 3.3 million enrolled electors required to elect Queensland's 578 mayors and councillors. The ECQ also simultaneously delivered by-elections for the State electorates of Bundamba and Currumbin. These elections were also the first to be conducted using a new website and Election Management System, as well as an upgraded Electronic Disclosure System.

The ECQ sought and received regular health advice and responded dynamically to deliver the elections in a rapidly evolving environment, as health restrictions to address COVID-19 were implemented. During the first week of early voting from 16 March to 22 March 2020, mass gatherings of more than 500 people were banned, followed quickly by a reduction to 100 people in the same week. Taking account of the changing landscape and requirements to introduce measures to protect public health and safety, the ECQ sought to stagger attendance at polling places by expanding early voting operating hours. Many early voting centres remained open until 9.00pm on the Wednesday and Thursday night for both weeks and, for the first time, voting was conducted on the Saturday prior to election day, on 21 March 2020.

Additional hygiene and sanitation practices were introduced and social distancing measures implemented, along with changes to voting services to better manage the risks and challenges associated with COVID-19. Declared institution voting in aged care facilities was cancelled to protect the health and welfare of Queensland's most at-risk citizens, and impacted electors were directed to alternative services. While planning for an increase in early voting based on voting trends at previous elections, the ECQ saw a markedly changed demand for this service. In these elections, approximately 30 per cent of Queenslanders cast their vote at a polling booth on election day, close to 50 per cent at an early voting centre, close to 18 per cent cast a postal vote and almost 1.5 per cent cast a telephone vote.

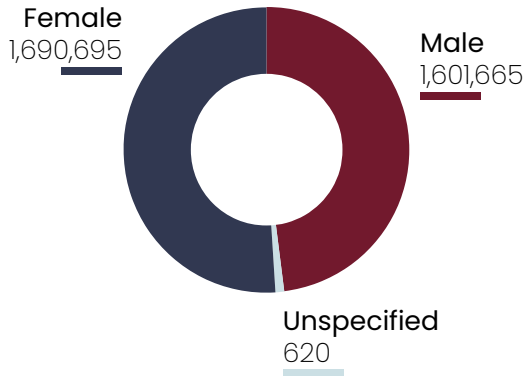
Voter turnout at local government elections is typically lower than at State general elections. In March 2020, turnout for the local government elections was 77.71 per cent, a decrease from the turnout rate of 83.04 per cent at the last local government elections in 2016. While the ECQ strives to increase voter participation at elections, the extraordinary circumstances produced by the COVID-19 pandemic had an inevitable impact on the rate of participation at this election.

This report details the delivery of the 2020 local government elections and provides a transparent account of the results and learnings, which are helping to inform the delivery of the upcoming 2020 State general election to be held on Saturday, 31 October 2020.

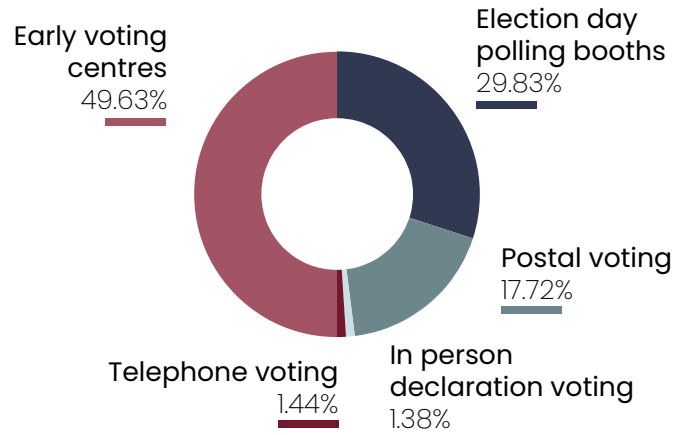
Election Highlights

Total enrolment

3,292,980



Voting channels (%)



Voter turnout

2,544,844

77.71%*

Rate of informality

Mayoral 4.76%

Councillor 5.44%

* The calculation of the turnout percentage excludes electors who were not required to vote because both mayoral and councillor elections in their local government area were uncontested.



155

Early voting centres

1,140

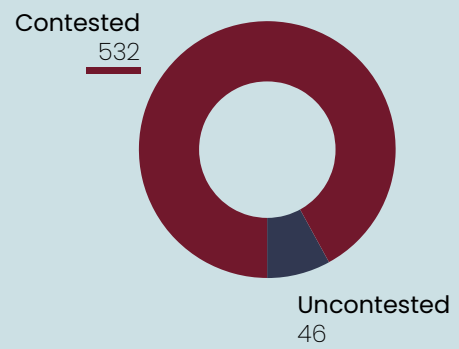
Election day polling booths

9,878

Polling officials

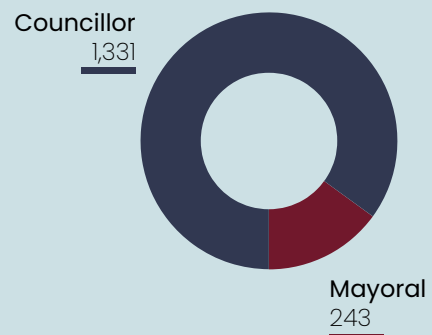
Number of positions

578



Number of candidates

1,574



Local government election delivery

The delivery of local government elections is among the most complex of the ECQ's responsibilities. While State elections are generally higher profile, the planning, preparation and delivery of local government elections requires significant investment in both human and capital resources.

Local government elections are particularly complex events to plan for and deliver due to the variety of electoral arrangements, voting systems, voting methods (attendance, full-postal or hybrid), as well as the large number of electoral contests and candidates.

- ▶ **Electoral arrangements:** there are three different types of electoral arrangements for local governments including single-member divided councils, undivided councils, and multi-member divided councils. At the March 2020 local government elections, the Ipswich City Council was the only local government area in Queensland with multi-member divisions, following a 2019 review of its electoral arrangements by the Local Government Change Commission. The introduction of the new Ipswich City Council arrangements was in itself a significant matter for that council's election, requiring tailored communications to assist electors to understand the new voting system introduced for their council.
- ▶ **Voting systems:** Mayors in every council and councillors in single-member divided councils are elected using the optional preferential voting system. Councillors in undivided councils and in multi-member divided councils are elected using the first-past-the-post voting system. Depending on the voting system in use for an election, this also changes the counting method used to determine the election results, which requires additional training for temporary election staff.
- ▶ **Voting method:** different local government areas can request the ECQ conduct different types of elections such as an attendance election with polling places and full election services, a full postal election where voters for the local government area are automatically sent their postal ballot materials, or a hybrid model where part of the council is an attendance election and part is a full postal election. For the first time, the ECQ was given a statutory role to advise the Minister for Local Government about which council elections should be conducted as full postal elections, requiring new policies and procedures, and a greater depth of analysis to be conducted by the ECQ.
- ▶ **Number of elections and candidates:** there were 578 council positions to fill at the 2020 local government elections with 532 contested elections and 46 uncontested elections. A total of 1,574 candidates nominated for these elections.

Therefore, while preparing and delivering all elections involves significant complexity and resourcing, local government elections in Queensland are particularly challenging. The following table outlines the key differences between local government quadrennial elections and State general elections.

Differences between delivery of State general elections and local government elections

	Local government elections	State general elections
Electoral arrangements	<ol style="list-style-type: none"> 1. Single-member divided councils 2. Multi-member divided councils 3. Undivided councils 	<ol style="list-style-type: none"> 1. Member of Parliament per electorate
Electoral contests	578	93
Voting method	<ol style="list-style-type: none"> 1. Attendance 2. Full postal 3. Hybrid 	<ol style="list-style-type: none"> 1. Attendance
Voting systems	<ol style="list-style-type: none"> 1. Optional preferential voting 2. First-past-the-post voting 	<ol style="list-style-type: none"> 1. Full preferential voting
Votes counted	7,483,421 (2020)	2,826,613 (2017)
Candidates	1,574 (2020)	453 (2017)

2020 local government elections and COVID-19

Due to the scale and complexity of local government elections, and in response to recommendations arising from the *Inquiry report: A review of the conduct of the 2016 local government elections, the referendum and the Toowoomba South by-election*, the ECQ implemented significant improvements to its election delivery model for the 2020 elections, including additional investment in its people and systems. Improvements included:

- ▶ undertaking an open merit-based recruitment process for appointing Returning Officers and Assistant Returning Officers
- ▶ reviewing the role descriptions, responsibilities and remuneration of temporary election staff, including Returning Officers
- ▶ improving the quality of training for temporary election staff, including delivering five days of face-to-face training for Returning Officers and Assistant Returning Officers, supplemented with online learning and handbooks
- ▶ the provision of dedicated call centres for Returning Officers to assist with performing their duties and to provide technical support for deployed technologies
- ▶ delivery of the ECQ service centre by Smart Service Queensland to provide dedicated call centre expertise and a scalable service able to meet demand
- ▶ increasing resourcing for early voting centres
- ▶ increasing investment in ICT capabilities, and
- ▶ expanding communication channels with a range of stakeholders, including local governments, registered political parties, candidates and peak bodies in the 12 months leading up to and during the local government elections.

These improvements were planned and implemented in advance of the 2020 local government elections and helped enable the ECQ's rapid and effective response to the unprecedented challenges posed by the emergence of the COVID-19 pandemic during the election.

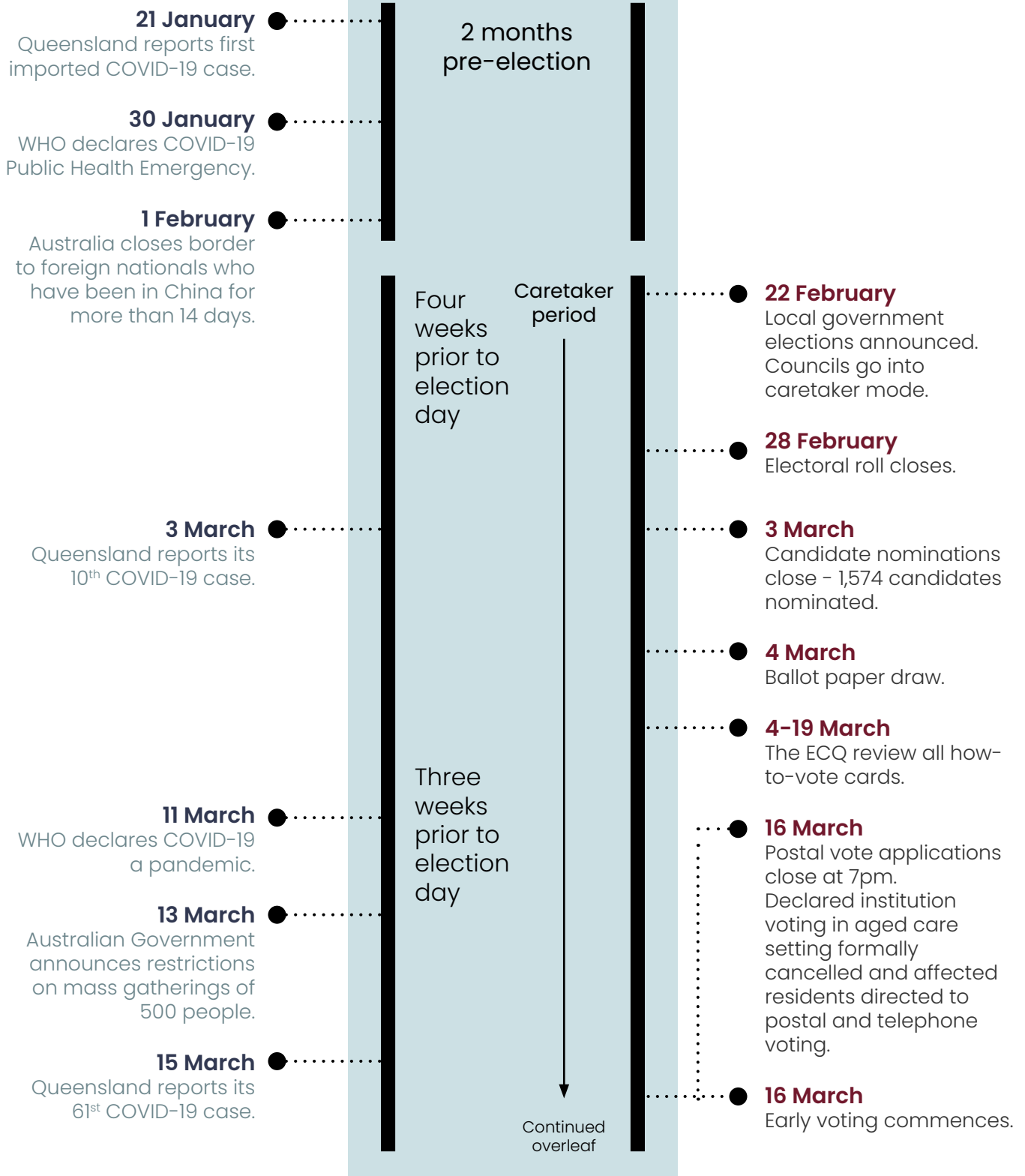
The notice of election (see Appendix A) for the local government elections was issued on Saturday, 22 February 2020; at this time, the degree of threat posed by COVID-19 was unknown. It was not until 11 March 2020, less than one week before the early voting period commenced, that COVID-19 was declared a pandemic by the World Health Organization (WHO). On 13 March 2020, Australia's First Ministers formed the National Cabinet with increasing measures such as social distancing and limits on the size of public gatherings being introduced both federally and at the state level. As a result, the ECQ regularly reviewed and adapted its delivery model, implementing public health measures recommended by Queensland's Chief Health Officer, and changing services to promote and accommodate significant changes to voter behaviour including increases in early voting, telephone voting and postal voting.

The following timeline highlights the impact of the COVID-19 pandemic on the election and the ECQ's response.

Timeline of events: pre-election to commencement of early voting

COVID-19 key events

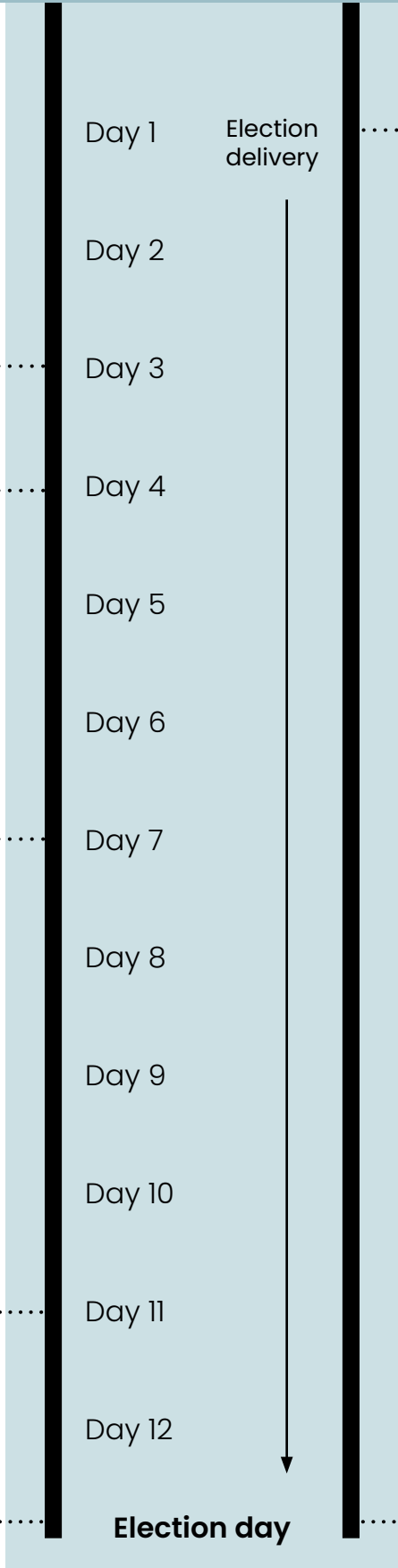
Election milestones



Timeline of events: early voting period to election day

COVID-19 key events

- 18 March** ● Government limited indoor gatherings to 100 people.
- 19 March** ● All non-citizens and non-residents barred from entering Australia.
- 22 March** ● Most non-essential services closed and introduction of 4sqm rule.
- 26 March** ● Queensland closes state borders and announces schools 'student-free'.
- 28 March** ● Queensland records second highest daily confirmed cases. All people returning to Australia must quarantine for 14 days.



Election milestones

- **16 March** Early voting commences.
- | Physical Safety | Legislation | Access |
|--|---|---|
| <p>Maximum of 100 people in venue. Social distancing procedures and hand sanitiser introduced at all polling stations.</p> <p>The ECQ bans canvassing near polling venues and the handing out of election material/how-to-vote cards.</p> <p>The ECQ confirms voting can proceed based on Queensland Health advice and 1.5m rule applied at all polling stations.</p> <p>Chief Health Officer direction on what is required of ECQ staff, political parties, and candidates.</p> | <p>Emergency legislation enacted to allow suspension or termination of election by Local Government Minister and allow regulation of how-to-vote cards and scrutineering.</p> | <p>Polling booth hours extended.</p> <p>2020 early voting in first five days equals the entire two weeks of early voting in 2016.</p> <p>Booths open for two consecutive Saturdays for first time in Queensland and early voting actively encouraged.</p> <p>Telephone voting demand increases.</p> |
- **28 March** Queensland holds local government elections.

Changes to electoral services in response to the COVID-19 pandemic were implemented during the early voting period, with the ECQ encouraging electors to use postal and early voting, as well as increasing the capacity for telephone voting services for vulnerable Queenslanders. These actions helped reduce the number of people who needed to attend a polling place on election day.

The ECQ also implemented a range of measures to increase the safety of those casting a ballot at polling places including:

- ▶ providing supplies of hand sanitiser and undertaking additional cleaning of polling places
- ▶ encouraging voters to bring their own pen and pencil to vote, although pencils remained available
- ▶ employing an extra 4,000 staff to assist with queue control and to assist with promoting social distancing measures within and outside polling places
- ▶ providing alternative services such as telephone voting to people in aged care facilities, and
- ▶ requesting owners of polling booths carefully consider whether fundraising events should proceed on election day.

On 18 March 2020, the Queensland Parliament passed legislation regarding the conduct of the 2020 local government elections, in recognition of the extraordinary and rapidly evolving circumstances in which the elections were taking place. The *Public Health and Other Legislation (Public Health Emergency) Amendment Act 2020* provided additional flexibility for the conduct and statutory processes supporting delivery of the 2020 local government elections. In addition, powers were conferred on both Queensland's Chief Health Officer and the Electoral Commissioner to issue directions to minimise public health risks during the elections.

- ▶ On 20 March 2020, the Electoral Commissioner issued a direction that banned all canvassing for votes and distribution of how-to-vote cards or election material near polling places.
- ▶ On 22 March 2020, the Chief Health Officer issued a direction on the arrangements for the local government elections and State by-elections, outlining a range of social distancing and hygiene measures for the ECQ, political parties, candidates and their representatives, and members of the public, to observe during the election.
- ▶ On 26 March 2020, the Electoral Commissioner issued a direction that limited the number of scrutineers allowed in polling places during the counting of votes and the times they could attend those places. This direction was amended as voting and counting proceeded in response to emerging circumstances.

During this period, the ECQ carefully balanced the need to deliver the elections, as an essential service necessary to maintain continuity in local government administration, with the overarching requirements to protect the health and safety of electors, staff and all political participants. The measures implemented by the ECQ are now considered by the Brennan Centre for Justice, a leading non-partisan law and policy institute in the United States, best practice for election delivery during COVID-19¹. Elements of the best practice include:

- ▶ healthy polling places
- ▶ expanded early voting
- ▶ a universal postal vote option, and
- ▶ clear voter education and election compliance.

¹ Brennan Centre for Justice 2020, 'How to Protect the 2020 Vote from the Coronavirus', <https://www.brennancenter.org/our-work/policy-solutions/how-protect-2020-vote-coronavirus>

Similar measures have since been adopted by other electoral management bodies which have been required to deliver elections during the COVID-19 pandemic both nationally and internationally.

The measures adopted enabled the ECQ to proceed with delivering a predominantly attendance election, rather than delay the election. There was also no increase in COVID-19 cases in Queensland or identifiable instances of community transmission related to the conduct of the local government elections. As a result, council positions for all 77 local governments were able to be declared in a little over three weeks following polling day, enabling councils to form and implement responses to the global pandemic within their communities.

Voter participation

The actions of the ECQ enabled eligible Queenslanders to cast a ballot at the 2020 local government elections. Turnout totalled 77.71 per cent, which is a slight decline from the 2016 turnout rate of 83.04 per cent. Rates of participation varied across each individual local government area as seen in the heat maps in Appendix B, which display turnout and informality by percentage.

Significant changes in voting patterns were apparent from the commencement of early voting in comparison to all previous elections held in Queensland. The ECQ had planned the elections based on an expected voting pattern of approximately 60 per cent election day voting, 30 per cent early voting and 10 per cent postal voting. This was in anticipation of a trend towards increased early voting, which has been observable across various election events over time.

However, expected voting patterns were fundamentally altered from the outset, with significant increases in early voting, postal voting and, most markedly, electronically assisted (telephone) voting, accompanied by a corresponding reduction in the rate of election day voting.

From the start of the early voting period on 16 March 2020, when the first restrictions on mass gatherings were coming into effect, voter turnout increased in comparison to previous elections, a trend that was sustained over the course of the two-week early voting period. The cut-off date for receipt of postal vote applications, set under the *Local Government Electoral Act 2011* as Monday, 16 March 2020, also coincided with the commencement of early voting.

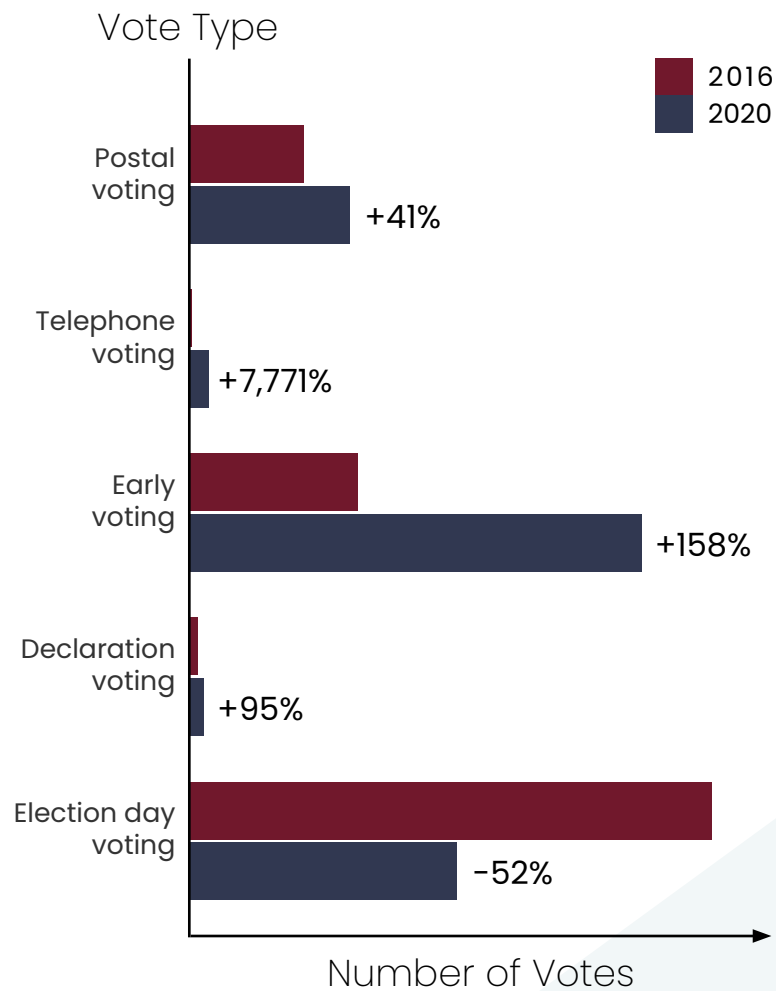
Due to voter concerns about maintaining social distancing, a large demand for telephone voting emerged within the community. Telephone voting is a bespoke and resource-intensive service intended to enfranchise vulnerable members of the community who have limited voting options available to them; in the 2016 local government elections, approximately 500 electors utilised this service. In the March 2020 elections, almost 37,000 electors cast their vote by telephone.

The overall composition of voting methods of the approximately 2.5 million electors who voted in the 2020 local government elections was:

- ▶ 29.83 per cent voted on election day
- ▶ 49.63 per cent voted during the early voting period
- ▶ 17.72 per cent voted by postal ballot, and
- ▶ 1.44 per cent voted by telephone.

This represented a significant change to voter behaviour compared to the 2016 local government elections, as illustrated on the following page.

Changes in voter behaviour between the 2016 and 2020 local government elections



Election Timetable

In accordance with the *Local Government Electoral Act 2011*, the key dates for the 2020 local government elections were as follows:

Notice of election	Saturday, 22 February 2020
Close of electoral roll	Friday, 28 February 2020
Candidate nominations	Saturday, 22 February to Tuesday, 3 March 2020, 12.00pm
Ballot paper draw	Wednesday, 4 March 2020
How-to-vote card review	Wednesday, 4 March to Thursday, 19 March 2020
Postal vote applications	Saturday, 22 February to Monday, 16 March 2020, 7.00pm
Postal voting	Thursday, 5 March to Saturday, 28 March 2020, 6.00pm
Early voting	Monday, 16 March to Friday, 27 March 2020, 6.00pm
Electronically assisted voting (Telephone voting)	Monday, 16 March to Saturday, 28 March 2020, 6.00pm
Election day	Saturday, 28 March 2020, 8.00am to 6.00pm
Cut-off for return of postal ballot papers	Tuesday, 7 April 2020
Official count and progressive declaration of results	Sunday, 29 March to Monday, 20 April 2020
Election summary returns due	Monday, 13 July 2020

Voting Services

The ECQ provides a variety of services to enable eligible Queenslanders to enrol and vote at State and local government elections. The use of voting services by Queensland electors at previous elections and consideration of trends in voting patterns, such as increasing numbers of early voters, informs the ECQ's planning for election events.

As noted above, for the 2020 local government elections, the ECQ planned for an election day voter turnout of approximately 60 per cent, with early voting and postal voting expected to reach around 30 per cent and 10 per cent respectively. However, due to the unfolding COVID-19 pandemic, the ECQ regularly reviewed and altered its service delivery model, reducing the availability of some services such as declared institution voting at aged care facilities, while boosting others such as early voting, postal and telephone voting.

Throughout the election, the ECQ sought regular advice from Queensland's Chief Health Officer, adapting to changing health guidelines and implementing best-practice measures to ensure the safety and security of voters, election staff, campaign workers and the wider Queensland community. The following sections highlight how the ECQ originally planned to deliver the elections and how these plans were adjusted to protect the health and safety of electors, election staff and political participants.

Enrolment

The ECQ and the Australian Electoral Commission (AEC) work collaboratively to manage the Queensland electoral roll, ensuring eligible Queensland citizens are enrolled to vote and have up-to-date details. At the end of March 2020, 95 per cent of eligible Queenslanders were enrolled.

The electoral roll closed for the 2020 local government elections on Friday, 28 February 2020, with 3,292,980 enrolled Queensland electors. New enrolments and change of detail updates were accepted until 6.00pm Friday, 27 March 2020. Voters who updated their details during this period may have had to complete a declaration vote to enable the ECQ to verify their enrolment prior to admitting the vote to the count.

Postal voting

The local government elections were delivered primarily as an attendance ballot, but electors were able to apply for a postal vote and have their voting materials, including ballot papers, a declaration envelope and reply-paid envelope, mailed to them. Applications are not required for those electors enrolled as 'special postal voters', including silent electors, or voters living in a full postal voting area, who are sent their postal ballot materials automatically.

Once voters received their postal ballot materials, they were required to complete the ballot papers (vote) on or before 6.00pm on election day. The completed ballot papers then had to be sealed within the declaration envelope, which the voter was required to sign and have witnessed. Once these steps were completed, the declaration envelope had to be placed in the reply-paid envelope and sent by return mail to the ECQ for processing by the relevant Returning Officer. All postal votes were required to be received by the ECQ within 10 days of election day, being Tuesday, 7 April 2020. If these steps were not followed, the postal vote may not have been able to be admitted into the count.

For the local government elections, postal vote applications were open from the notice of election on Saturday, 22 February 2020 until 7.00pm on Monday, 16 March 2020 (also the first day of early voting). The Minister for Local Government, Racing and Multicultural Affairs also approved full postal elections for 16 councils. This decision followed the consideration of advice from the ECQ. Hybrid elections (a mix of postal and attendance voting) were approved for a further three councils. A list of local government areas where full postal or hybrid ballots were conducted is at Appendix C.

On Friday, 13 March 2020, the first restrictions on mass gatherings were introduced by the Australian Government. This resulted in a significant increase in demand for postal votes in the final days before the cut-off date for applications, a date set under the *Local Government Electoral Act 2011* which at that point could not be modified by the ECQ. Due to the increased demand, the ECQ implemented measures to secure adequate supplies of specially printed ballot material to satisfy the increased demand and ensure all voters who submitted a valid application would be sent a postal vote. Additionally, due to rapidly escalating numbers of postal vote applications being lodged in the final days and hours before the deadline, the ECQ implemented an additional application method for postal votes, accepting email requests as an extra approved form of application.

The number of postal vote applications increased from around 390,000 at the 2016 local government elections to approximately 570,000 for the March local government elections. Of the applications received in 2020, approximately 450,000 postal votes were returned and accepted into the count. To ensure the ECQ was able to process the large volumes of applications and distribute the postal votes with enough time for delivery prior to election day, the ECQ employed larger processing teams and worked closely with providers to despatch ballot material before election day.

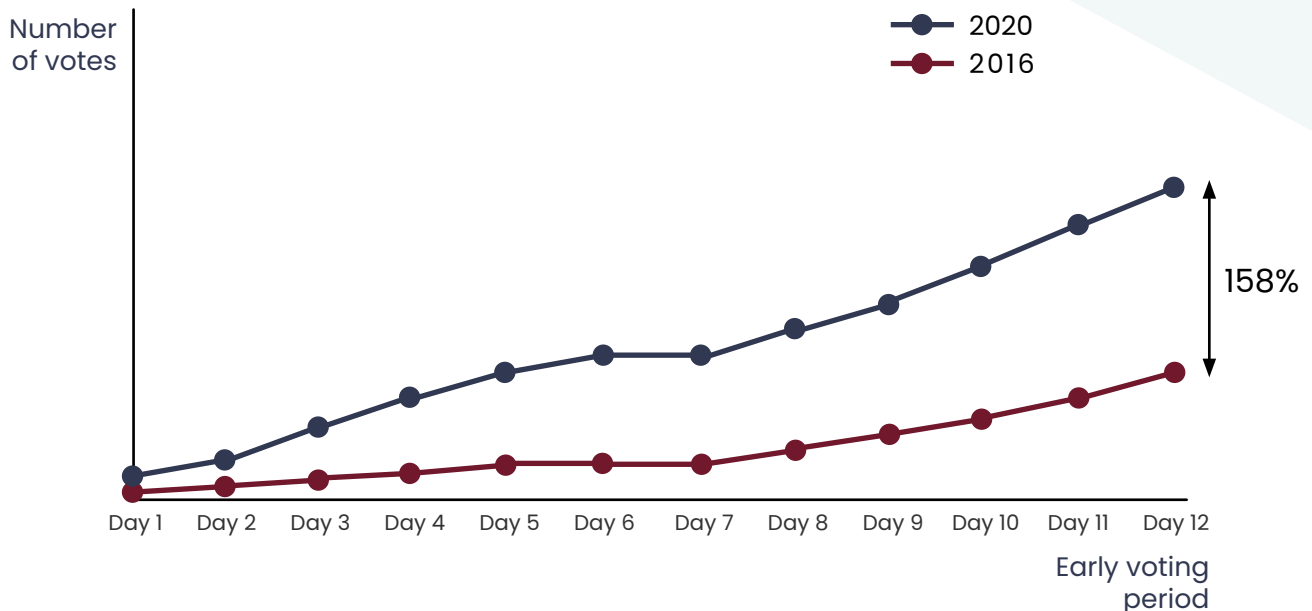
Early voting (pre-poll)

Early voting centres were available in most instances for a two-week period between Monday, 16 March and Friday, 27 March 2020. Approximately 150 early voting centres were established across Queensland's 77 local government areas.

While operating hours varied, most early voting centres were scheduled to open from 9.00am to 5.00pm Monday to Friday during the first week, with hours extending from 9.00am to 6.00pm Monday to Friday in the second week of early voting. However, to expand options for electors and distribute the number of voters over the period, the ECQ extended early voting hours in most locations. Many centres opened until 9.00pm on Wednesday and Thursday nights for both weeks of early voting and, for the first time in Queensland, early voting was also available on the Saturday before election day. Electors were also encouraged to vote outside of the hours of 9.00am to 11.00am to ensure this period was available for more vulnerable electors, such as people aged 60 and over.

More than 1.2 million Queenslanders attended an early voting centre at the 2020 local government elections, compared to the approximately 500,000 early votes cast at the 2016 local government elections. As the graph below illustrates, each day of early voting significantly exceeded the corresponding day of early voting at the 2016 local government elections.

Comparison of early voting between the 2016 and 2020 local government elections



Early voting surpassed the 2016 total on Day 6 of the early voting period

Election day voting

Election day voting typically accounts for most votes cast at Queensland elections, however this was not the case for the 2020 local government elections. The COVID-19 pandemic resulted in a significant change in voter participation, with staggered public attendance at polling booths encouraged to protect the health and safety of voters and polling booth staff. There were more than 1,100 polling booths operating from 8.00am to 6.00pm across Queensland on election day.

Approximately 750,000 electors voted on Saturday, 28 March 2020, compared to approximately 1.6 million electors who voted on election day in the 2016 local government elections.

Electronically assisted voting (telephone voting)

Electronically assisting voting is a single service commonly known as telephone voting. It is a limited and resource-intensive service that provides a voting channel for electors who have accessibility challenges and are often members of vulnerable populations. Eligibility is limited and prescribed by regulations.

In usual circumstances, eligibility is limited to electors who:

- ▶ cannot vote without assistance due to an impairment or an insufficient level of literacy
- ▶ cannot vote at a polling place because of an impairment
- ▶ are a special postal voter, or
- ▶ are a distance voter.

Eligible electors are required to make two phone calls. Firstly, they must apply to use the service and, if eligible, will receive a registration number and PIN to be used during the second phone call to mark their name off the electoral roll. This process ensures the voter's identity remains secret. During the second phone call, an ECQ officer completes the ballot paper as dictated by the voter, with a second ECQ officer listening and observing to ensure the vote is recorded as per the elector's direction.

Due to the emergence of the COVID-19 pandemic, the ECQ allowed telephone voting to be used by those voters at a higher risk, as well as those advised by a medical practitioner to isolate or quarantine themselves during the election period, to protect the safety of particularly vulnerable electors.

The telephone voting lines experienced a significant increase in the number of calls received compared to previous elections. Prior to the COVID-19 pandemic, the ECQ had expanded capacity of this service, anticipating demand of around 1,000 registrations. However, approximately 46,000 registrations were received, with close to 37,000 telephone votes cast for the March elections.

As demand for the service escalated over the course of the election period, the ECQ increased capacity by more than 390 per cent to meet this unprecedented demand. The final number of telephone voters at the 2020 local government elections increased exponentially when compared with the 2016 local government elections, when approximately 500 voters cast their ballot using the telephone voting service.

Remote area polling

To maximise electoral participation amongst Aboriginal and Torres Strait Islander peoples living in discrete Indigenous local government areas, the ECQ delivered remote area polling. The services were designed in consultation with community stakeholders and were tailored to local needs.

The ECQ conducted remote area polling in 14 Indigenous local government areas. A central office ('hub') of Returning Officers was operational in Cairns, as remote area teams could not remain in these communities due to heightened concerns about the impact of COVID-19. Scrutineers were able to be appointed by candidates to be present when those counts were conducted in Cairns.

In the community of Aurukun, several incidents resulted in a large number of residents leaving the local government area just prior to the 2020 local government elections. These incidents presented a range of challenges for the ECQ in delivering a safe, accessible and transparent election for the Aurukun Shire Council. Following advice from stakeholders that the election should proceed, the ECQ undertook extensive planning and engagement to ensure all eligible electors could participate. These activities were outlined in a stand-alone *Aurukun Local Government Election Service Plan*.

Accessibility and other services

The ECQ offered a variety of additional services to ensure Queenslanders were able to have their say at the 2020 local government elections. Accessibility services and disability access is always a key consideration in the selection of election day polling booths and early voting venues and access information was made available on the ECQ website following the publication of polling place information.

Other accessibility services were also available for individuals with varying needs including:

- ▶ translation and interpreter services through 'Language Loop' for people that speak English as a second language
- ▶ assistance provided to voters while casting a ballot, including requesting another person act as an interpreter, read and explain the ballot paper instructions, complete the ballot paper according to the voter's instructions and place the ballot paper in the ballot box
- ▶ a Multilingual Guide to Voting distributed to all polling booths, which included voting information in 20 languages other than English
- ▶ additional support for vulnerable electors such as the elderly, through additional staff engaged for queue control and to assist with social distancing, and
- ▶ electors who were more vulnerable to COVID-19 were encouraged to vote early between 9.00am and 11.00am at early voting centres, with additional staff available to provide support.

'Declared institution' voting is a service where polling officials visit patients and residents of registered institutions, such as some hospitals or aged care facilities, to allow them to cast a ballot. Planned visits to aged care facilities were cancelled upon the introduction of COVID-19 public health measures, with alternative voting services provided.

Eligible voters can usually apply for 'electoral visitor' voting, where an election official will attend the voter's residence to allow them to cast a ballot. However due to COVID-19, this service was unable to be provided at the local government elections.

ECQ service centre

The ECQ service centre, provided in partnership with Smart Service Queensland, operated throughout the election, offering support to voters, candidates and temporary election staff and responding to enquiries, feedback and complaints.

Service centre staff assisted with a range of enquiries including:

- ▶ registration for telephone voting
- ▶ creating postal voting applications
- ▶ providing information about the voting services available depending on the individual's circumstances, and
- ▶ responding to general enquiries and complaints.

The service centre responded to approximately 55,000 emails and 155,000 calls throughout the election period. This increased volume was primarily attributable to increased public concern regarding COVID-19 and meant that some callers had difficulty or were unable to access the call centre. Operating the service centre through Smart Service Queensland allowed the ECQ to scale its customer service capabilities as the election proceeded and demand increased.

Election Resources and Technology

Logistics and materials

The delivery of the local government elections is a significant logistical exercise requiring the packing and distribution of large volumes of resources across Queensland. Prior to election day on Saturday, 28 March 2020, the ECQ packed and distributed approximately 13,000 voting screens and 1,300 polling booth packs to all 77 local government areas. These packs contained the resources required to deliver the elections and included a range of materials such as signage, stationery, forms, envelopes, and labels.

In response to the COVID-19 pandemic, the ECQ undertook additional procurement of resources including despatching large volumes of hand sanitiser and disinfecting surface sprays for use in returning offices and polling places.

Election technology

The ECQ provides all Returning Officers and Assistant Returning Officers the technology necessary to complete their election duties. For the local government elections, each of these officers was provided a standard set of equipment, known as an 'office in a box'. This equipment allowed the Returning Officer to securely interact with election specific systems supporting candidates and voters throughout the election period.

The 'office in a box' was supported throughout the election period by the ECQ's Information Communication and Technology (ICT) Team. ICT staff provided monitoring and support to the deployed technology for frontline temporary election staff and support for all internal ECQ staff. For the 2020 local government elections, there were a total of 135 kits configured and distributed across Queensland, each consisting of:

- ▶ two desktop computers
- ▶ two computer monitors
- ▶ one multi-function printer
- ▶ two smartphones
- ▶ one network solution (firewall/modem), and
- ▶ peripherals (barcode scanner, keyboard, mouse and cables).

The ECQ also provided ePollbooks to the Returning Officers, for distribution to polling booth supervisors, which were used in polling places during the early voting period and on election day. This central distribution model via the Returning Officer ensured a single point of contact to oversee the download of reference data to each device following the close of the electoral roll and ballot draw activities. The deployment of ePollbooks for the 2020 local government elections consisted of:

- ▶ 7,200 laptops running the latest electoral roll lookup and mark-off software application
- ▶ 7,200 barcode scanners allowing contactless scanning of Voter Information Cards and electronic Voter Information Cards, and
- ▶ 1,500 printers for declaration table ballot paper printing.

Election Management System

In the lead-up to the 2020 local government elections, the ECQ deployed a new Election Management System; an integrated and secure election administration and data management system supporting the delivery of elections. The system replaced several paper-based processes with an online system aimed at increasing the efficiency of administrative processes supporting election delivery.

The Election Management System functionality delivered for the 2020 local government elections supported a range of electoral processes and administration of new funding and disclosure legislative requirements given effect through the passage in October 2019 of the *Local Government Electoral (Implementing Stage 2 of Belcarra) and Other Legislation Amendment Act 2019*. This functionality included:

- ▶ updates to the digital voter mark-off process that enhanced security and reduced the potential for user error
- ▶ polling booth management
- ▶ online processes for employment of temporary election staff, including processing online applications, recruitment, training, and remuneration
- ▶ dedicated portals for candidates to submit nominations, manage disclosures and access supporting information and election results
- ▶ access for electors to personal enrolment details and polling booth locations, and
- ▶ additional functionality through the ECQ website such as online postal vote applications, 'Find My Polling Booth' and the publication of candidate nomination details.

Election Workforce

The ECQ's ongoing establishment is made up of approximately 76 staff located at the ECQ head office in the Brisbane CBD and its warehouse facility. The ECQ rapidly increases its workforce for elections to include thousands of temporary staff that are dispersed across Queensland.

Temporary election staff are vital to ensuring the smooth administration of election facilities and services, including the setup and dismantling of booths, management of queues, issuing of ballot papers, marking voters' names off the electoral roll and counting the millions of mayoral and councillor ballot papers required to declare election results.

Recruitment and training of temporary election staff

To deliver the 2020 local government elections, the ECQ recruited and provided training for a substantial temporary election workforce of approximately 10,000 people. Frontline election staff are key to the successful delivery of elections and it was therefore vital that all staff received training to give them the skills and knowledge to perform their roles and help deliver a fair and transparent election.

In accordance with recommendations of the *Inquiry report: A review of the conduct of the 2016 local government elections, the referendum and the Toowoomba South by-election*, the ECQ developed and implemented an integrated strategy for the recruitment, training, payment and performance of temporary election staff for the 2020 local government elections. Key actions included:

- ▶ open advertisement of temporary election roles to the public through the Queensland Government SmartJobs website
- ▶ undertaking an open merit-based selection process for appointing Returning Officers and Assistant Returning Officers
- ▶ developing a consolidated training strategy for temporary election staff, combining face-to-face, online and role manuals in a cascading structure, and
- ▶ conducting an evaluation to identify opportunities for improvement.

The ECQ refined the training program for the 2020 local government elections, including incorporating procedures for the new Election Management System. The training framework focused on the different needs of election staff, applied different learning techniques, and catered for three levels of responsibility: Returning Officers, supervisors and election staff.

Returning Officers and Assistant Returning Officers

Returning Officers and Assistant Returning Officers are responsible for delivering the elections in each local government area. During 2018-19, recruitment commenced, with ECQ selection panels reviewing approximately 700 applications, of which over 200 were shortlisted for interview.

Once recruitment was finalised, the ECQ provided the 149 Returning Officers and Assistant Returning Officers with five days of face-to-face training which focused on the practical aspects of local government elections, core electoral procedures and processes and the use of the new Election Management System. A further two-day refresher training was held in February 2020. Additional face-to-face training was held in the Cairns region in February 2020 and supplementary face-to-face training for a small number of new Returning Officers was provided in March 2020.

This face-to-face training was supplemented by online training as well as targeted communications via telephone, email, handbooks and webinars. This training supported Returning Officers to deliver the following key duties:

- ▶ administering the returning office and polling places in their respective regions
- ▶ recruiting election staff and distributing election materials
- ▶ overseeing and managing the operation of voting across their area of responsibility
- ▶ engaging with candidates during the nomination process and election period
- ▶ ensuring the conduct of the election complies with legislation and the ECQ's policies and procedures
- ▶ overseeing the final vote count, and
- ▶ packing and returning election materials to the ECQ warehouse.

Recruitment in local government areas

The Returning Officers were responsible for the recruitment of temporary election staff to deliver the elections within their local government area, through the systems and processes provided by the ECQ. Recruitment for a state-wide workforce of approximately 10,000 temporary staff was undertaken via an online expression of interest process that allowed interested individuals to register their interest to work at the elections. The ECQ also raised awareness through its website, radio, social media and digital channels.

Expressions of interest opened in September 2019, with recruitment commencing in January 2020. The ECQ received more than 18,000 applications expressing interest in working at the local government elections.

All new and returning election staff were required to undertake training through handbooks and eLearning modules via the Learning Management System. The selected eLearning modules provided training appropriate and relative to the person's position, ensuring they met legislative requirements and key election deliverables. The training packages were designed to ensure staff had the relevant skills and competencies required to provide voters with excellent service.

An evaluation of the staff training commenced immediately after the election. The results of this exercise are being used to further enhance the training activities being prepared for the 2020 State general election. This includes reviewing all content to incorporate changes required under the new Election Management System, procedures and precautions implemented for the COVID-19 pandemic, and tailoring the modes of delivery.

Additional recruitment due to COVID-19

To ensure Queenslanders were able to cast their vote efficiently and safely, the ECQ engaged an additional 4,000 temporary election staff at extremely short notice that were dedicated to security and queue management. This included ensuring compliance with social distancing at polling booths and voting queues and providing additional assistance to high-risk members of the public including for example, elderly people.

Candidates and Parties

Leading up to and following elections, the ECQ consults regularly with candidates and political parties to assist them to comply with their legislative obligations. It also publishes a range of resources on the ECQ website, including handbooks, fact sheets and guides to explain the nomination and disclosure requirements.

A range of new obligations applied to candidates and registered political parties for the 2020 local government elections, following amendments passed by the Parliament to implement recommendations arising from the Crime and Corruption Commission's (CCC) *Operation Belcarra: A blueprint for integrity and addressing corruption risk in local government*.

The first of the legislative changes arising from the CCC's report was the prohibition of political donations from property developers following the enactment of the *Local Government Electoral (Implementing Stage 1 of Belcarra) and Other Legislation Amendment Act 2018*. This prohibition, implemented as the Prohibited Donors Scheme by the ECQ, has been in place since October 2018.

In October 2019, the Queensland Parliament passed the *Local Government Electoral (Implementing Stage 2 of Belcarra) and other Legislation Amendment Act 2019* and the *Electoral and Other Legislation Amendment Act 2019*. This legislation requires that:

- ▶ all local government candidates, prior to nominating for an election, must undertake mandatory training provided by the Department of Local Government, Racing and Multicultural Affairs
- ▶ new details must be included with nominations for local government elections, including increased disclosure of personal and close associate interests
- ▶ more stringent rules dictate the management of dedicated local government election campaign accounts
- ▶ candidates campaigning together in a group have stricter rules and requirements to register with the ECQ
- ▶ candidates and groups must abide with new requirements for disclosure, including real-time disclosure of expenditure, and
- ▶ all successful candidates for the election must lodge an election summary return within 15 weeks following the election, otherwise their office would automatically become vacant.

Prior to the 2020 local government elections, the ECQ participated in several face-to-face presentations delivered by the Department of Local Government, Racing and Multicultural Affairs which were delivered to prospective candidates, including in several remote Indigenous councils. Individuals interested in nominating to be a candidate learnt about the nomination process, new mandatory training requirements, disclosure obligations, rules around electoral advertising and new registration requirements for groups of candidates.

Briefings were also provided to Queensland's registered political parties to provide an overview of each stage of the local government election such as nominations, the ballot draw, the available roll products, the different voting options, as well as the requirements for campaign volunteers and scrutineers. Political party officials were also provided the opportunity to meet with ECQ staff to discuss their obligations and the ECQ's expectations to assist in the effective administration of the elections.

Funding and disclosure requirements

The March 2020 elections were the first local government quadrennial elections to utilise the Electronic Disclosure System, and for which real-time disclosure was required. This system enables the real-time reporting of political gifts, loans and expenditure, allowing for greater transparency and public awareness of political funding and financial activity in Queensland.

While the Electronic Disclosure System has been in use since the beginning of 2017, an enhanced version went live on 20 January 2020 to facilitate the new reporting obligations for local government electoral participants. Candidates, groups of candidates, political parties and third-party campaigners who incurred electoral expenditure of \$500 or more were required to complete a return on the expenditure in real-time. The Electronic Disclosure System underwent significant upgrades to enable this functionality to be delivered for the 2020 local government elections following passage of the amendments in October 2019.

Between 20 January 2020 and 30 June 2020, electoral participants lodged:

- ▶ 13,751 returns about electoral expenditure incurred (for local government purposes)
- ▶ 4,488 returns about gifts/loans made or received, and
- ▶ 2,806 transitional returns, election summary returns, and associated entity returns.

For the 2020 local government elections, the public could access, in real-time, details of \$6.11 million worth of gifts and \$10.65 million in expenditure for local government purposes that were disclosed through the Electronic Disclosure System².

Candidate nominations and group registration

Following the publication of the notice of election, candidate nominations opened for eligible persons seeking to run for election as a mayor or a councillor. A total of 1,574 candidates nominated and contested the 2020 local government elections, 243 as mayoral candidates and the remainder as candidates for councillor positions.

Under new legislative requirements, for a nomination to be accepted, candidates were required to complete mandatory training delivered by the Department of Local Government, Racing and Multicultural Affairs and provide details of their dedicated bank account to the ECQ.

Additionally, candidates were required to disclose any gifts or electoral expenditure incurred prior to nomination through the ECQ's Electronic Disclosure System.

Any groups of candidates intending to conduct group campaigning activities were also required to register with the ECQ. Group campaign activities include the sharing of donations, using the same branding, slogan, images, joint how-to-vote cards or a common policy platform. Groups of candidates were required to appoint an agent to be responsible for ensuring the accurate disclosure of gifts and expenditure.

²Accurate at the time of publication. Disclosures on the Electronic Disclosure System are regularly reviewed and audited by the ECQ and these figures may change in the future.

How-to-vote cards

Material that shows how a candidate, a group of candidates or a political party wants electors to rank preferences on the ballot paper, other than first preference votes, is known as a 'how-to-vote card'. Under new rules that were in place for the 2020 local government elections, how-to-vote cards needed to be submitted to and approved by the ECQ seven days prior to their intended distribution. All how-to-vote cards were required to be approved by the ECQ before both the early voting period and on election day.

To be approved for distribution, how-to-vote cards:

- ▶ must be authorised by the candidate, group of candidates, or registered political party
- ▶ must state the name and address of the person eligible to authorise the card
- ▶ must be in the correct format, and
- ▶ cannot be likely to deceive or mislead voters.

The ECQ approved more than 270 how-to-vote cards for the 2020 local government elections.

Communications

Elections are complex undertakings and all participants, including voters, candidates and political parties, need access to relevant information to effectively participate in the election and comply with their legislative obligations. The ECQ delivered a range of communication, awareness, engagement and education activities to provide stakeholders with essential election information.

Election service plan

For the first time, the ECQ released a service plan for the conduct of the local government elections. The service plan detailed the service offerings being provided by the ECQ and key information for stakeholders about the local government elections, including voter services, election resources and technology, staffing, candidates and parties, communications and local government reviews. The local government service plan was supplemented with an additional council-specific plan for the Aurukun Shire Council, representing the additional planning and consultation undertaken with that community in advance of the elections.

The *Local Government Elections Service Plan* was released on 21 February 2020 and is available on the ECQ website.

Advertising and media campaign

The ECQ developed an election awareness campaign that appeared across multiple mediums including radio, print, television, out-of-home displays (i.e. billboards and trains) and online in the lead up to, and during the election period. The campaign theme of *The Day to Have Your Say* was designed to appeal to a broad range of Queensland electors and emphasise the importance of voting. The campaign was delivered through three phases covering enrolling to vote, the availability of early voting and election day.

With the emerging and evolving COVID-19 situation, early voting became critically important to the ECQ's strategy to reduce crowds at polling places and ensure proper social distancing. The early voting messaging was therefore extended until the last day of early voting. During the election period, the ECQ developed additional animations and graphics illustrating specific COVID-19 preventative measures that were put in place to ensure the public's safety at polling places. These creative elements replaced *The Day to Have Your Say* on radio and digital channels including social media, with the original campaign remaining on television and out-of-home displays to promote general awareness of election day. A full-page advertisement was also placed in *The Courier-Mail*, detailing the measures that had been put in place to ease the public's concern regarding the safety of voting.

Election updates were released throughout the early voting period and as results were declared. These were distributed to media, and through social media channels, as well as being published on the ECQ website. In total, the ECQ received approximately 400 media enquiries, including more than 70 requests for interviews, and issued 13 media releases and 31 election updates during the election period.

Stakeholder engagement

The ECQ engaged with key stakeholders on a regular basis in planning the local government elections, including councils, the Local Government Association of Queensland (LGAQ) and the Department of Local Government, Racing and Multicultural Affairs.

In 2019, the ECQ wrote to all local governments to advise of the estimated costs for delivery of individual elections and the Electoral Commissioner contacted the Chief Executive Officers of all councils to discuss election arrangements. The ECQ engaged with councils and the LGAQ regarding election costs and worked with individual councils to ensure that elections were delivered in a cost-effective manner.

The ECQ also worked in partnership with the Department of Local Government, Racing and Multicultural Affairs to design and deliver training and information to help current and prospective candidates understand the role and obligations of being a councillor.

ECQ website

On 1 July 2019, the ECQ launched a new website to improve access to information about the electoral system and voting in Queensland elections. The website was designed in a modern, user-friendly format which is optimised for use on mobile devices.

The ECQ's website was the primary channel used to present election information to the public, the media and other participants, including publication of statutory notices, candidate nominations and election results. Website visitation saw a distinct increase during the election period, with nearly 8.5 million visits from the notice of election on 22 February 2020 to the finalisation of election declarations around 20 April 2020. Visits to the website were particularly high around key election milestones such as the close of postal vote applications, early voting and election day.

Social media

Social media is an increasingly important channel of communication, particularly in the lead-up to, and during elections. The ECQ has an active presence on Facebook, Twitter and Instagram and received more than 25,000 messages and comments over social media, with more than 12,000 received through Facebook in the week of the election alone. This was reflective of a general increase in customer contact across all channels, including email and telephone as a result of COVID-19.

While most community engagement is through Facebook, engagement across the ECQ's other social media platforms was also high, with clear spikes around election milestones. More than 16 million impressions, where people were offered the opportunity to view and engage with election information, were recorded during the election period.

Across these platforms the audience is predominantly electors, rather than candidates or registered political parties. *The Day to Have Your Say* campaign included a social media component and these platforms were also used for organic social media posts and boosted (paid) posts. Technology enabling the geotargeting of posts was also used to support the recruitment of temporary election staff targeting particular local government areas and for other region-specific activities such as the release of the *Aurukun Local Government Election Service Plan*.

Multilingual Guide to Voting

To support electors from culturally and linguistically diverse backgrounds, new Australian citizens and people with low literacy, the ECQ produced a *Multilingual Guide to Voting*. The guide was translated into 20 languages and was distributed to polling places and published online. The translated languages were selected based on data regarding the languages other than English most commonly spoken at home, as well as levels of English proficiency, languages spoken by newly arrived peoples to Australia, and demand for interpreter services.

The *Multilingual Guide to Voting* included an infographic page developed to assist people from culturally and linguistically diverse backgrounds to understand the voting process. Using the guide as a template, 1,500 'easy to read' posters were produced in key languages. Posters were distributed to polling places where there is both a higher concentration of these key languages spoken as a first language, coupled with a lower level of English proficiency.

Voter Information Card

The ECQ mailed a Voter Information Card to the postal addresses of all enrolled Queensland electors, except for voters that were automatically receiving postal votes. This postcard-style mail out serves two purposes – to raise awareness of the election date and to facilitate efficient mark-off of electors at polling places through scanning of a unique barcode.

For the first time, the ECQ also emailed an electronic Voter Information Card to electors who have an email address listed on the electoral roll, which comprised of approximately one third of all enrolled electors at that time. The electronic Voter Information Card could be scanned on a voters' electronic device if brought to a polling place. This initiative aimed to provide an additional option for voters, in keeping with evolving public expectations regarding the use of technology.

While voters do not need to bring their Voter Information Card with them to vote, at the 2020 local government elections more than 65 per cent of attendance voters used their card, helping to move people through polling places efficiently and in doing so, enabling greater social distancing.

Election Results

Voting for the 2020 local government elections closed at 6.00pm on election day, 28 March 2020. The preliminary election count then began at each polling booth. These preliminary results are unofficial and this count is performed on election night to give the voters, candidates, and parties an indication of the results.

While the election night count was performed without issue by local election staff, a technical fault delayed the publication of results to the ECQ website. All results were published on election night. Scrutineers were initially prohibited from observing the unofficial count on election night only, due to COVID-19 restrictions. Many polling booths are small and there were concerns that having scrutineers as well as polling booth staff, would create an unacceptable risk to public health. This restriction was reviewed later in the evening, with one scrutineer per candidate allowed entry to polling booths, to ease concerns regarding the online results display issue and also maintain the health and safety of staff and scrutineers.

Following the election, the Legal Affairs and Community Safety Committee conducted an *Inquiry into the Electoral Commission of Queensland's online publication of preliminary and formal counts of the votes cast in the local government elections and state by-elections held on 28 March 2020*. The inquiry involved multiple stages including public briefings, submissions from the ECQ, members of the public and key stakeholders and the publication of a public report. The ECQ provided all assistance necessary to assist the Parliamentary Committee with its deliberations, to provide relevant background information and outline the solutions being implemented to ensure the issues were resolved prior to the 2020 State general election. The Parliamentary Committee's report recommended the Queensland Parliament note the contents of the report.

The official count and distribution of preferences commenced on Sunday, 29 March 2020 under the control of the Returning Officers after the close of voting and the completion of the preliminary count. In total, across all local government areas, approximately 4.8 million mayoral and councillor ballot papers were counted, totalling approximately 7.5 million votes.

The counting of ballots progressed more slowly than previous years for several reasons. Firstly, due to the social distancing requirements in locations where counting occurred, fewer staff were able to undertake the count at any single point in time, which slowed the rate the count progressed.

Secondly, results cannot be declared until it is mathematically impossible for any outstanding votes to alter the outcome. As the number of postal ballots increased substantially compared to previous elections, in most instances Returning Officers needed to wait the legislated ten days for these ballots to be returned so the count could be finalised and winners determined before the results could be declared.

The average time for results to be declared was four days after the deadline for the return for postal ballots. The first declarations were made on 30 March 2020 for uncontested elections (see Appendix D), with the first contested election results declared on 3 April 2020 and all results declared by 20 April 2020. Election summaries for each local government area are provided at Appendix E, with detailed election results available on the ECQ website.

Post-Election Activities

The ECQ has undertaken a broad range of post-election review activities aimed at measuring the ECQ's performance in delivering the 2020 local government elections and identifying business improvements to be incorporated into planning for the 2020 State general election.

Failure to vote and compliance activities

As noted above, the turnout rate for the 2020 local government elections was 77.71 per cent. As the regulator of compulsory voting in Queensland, the ECQ is responsible for undertaking post-election compliance action, including against those electors who appear to have failed to vote in elections.

In view of the circumstances of the 2020 local government elections and the impact of the COVID-19 pandemic, the ECQ developed a tailored and proportionate response to non-voters, in recognition that some electors may not have voted due to heightened anxiety about COVID-19.

For these elections only, no action has been taken against first-time non-voters, or electors who did not vote in previous elections but provided a valid excuse or paid their fine. Further, many non-voters have already provided a valid excuse to the ECQ. These categories represent approximately 90 per cent of electors who appear not to have voted at the March elections.

The only electors subject to compliance action by the ECQ for not voting at the 2020 local government elections are repeat non-voters who have demonstrated a pattern of non-compliance with the ECQ's action for their failure to vote. This includes:

- ▶ Electors who have not voted in three or more elections, and who did not respond or comply with previous action by the ECQ. These electors were sent an 'apparent failure to vote' notice, which allows an opportunity to provide reasons for not voting. If the elector is unable to provide a valid reason, or do not engage with the ECQ, they will receive a fine.
- ▶ Electors who have not voted in two elections, including March, and did not respond or comply with previous action by the ECQ. These electors were sent a warning letter that reminds them that voting is compulsory to ensure they vote in the October 2020 State general election.

This approach has been carefully considered to ensure that habitual non-voters are subject to compliance action for failing to vote, while acknowledging the extraordinary circumstances of the COVID-19 pandemic.

Election evaluation

The delivery of two major election events in 2020, the local government quadrennial elections and the State general election, present the ECQ with an opportunity to identify and implement business improvements between elections. To ensure that election performance was independently assessed and analysed, the ECQ engaged evaluation partners, Nous Group and Griffith University, to review the ECQ's election delivery.

The evaluation included a focus on identifying improvements to be implemented prior to the State general election and comprised:

- ▶ a best practice academic literature review of election delivery
- ▶ interviews with internal and external stakeholders, and
- ▶ analysis of the ECQ's election data.

The approach to the evaluation was adapted to recognise the unprecedented impact of COVID-19 and its impacts upon the delivery of the elections. Key findings included:

- ▶ the ECQ was required to drastically alter its delivery model at very short notice to ensure voters could cast their ballots safely, resulting in voter turnout remaining relatively high
- ▶ the safe voting measures implemented by the ECQ are now considered best practice, and
- ▶ the rapidly evolving circumstances of the elections impacted effective stakeholder engagement and communication.

The ECQ is applying the findings from this review to deliver improvements to the conduct of the State general election on 31 October 2020, within the constraints of the limited time available to implement significant changes. This will include improvements to stakeholder engagement and communication, presentation and accessibility of data, and the results declaration process.

Election survey

Following the delivery of major election events, the ECQ undertakes a survey of electors to determine levels of voter satisfaction and identify opportunities for improvement in election delivery. For the 2020 local government elections, the ECQ commissioned market research firm Kantar Research (formally Colmar Brunton) to conduct this survey. The survey focused on voter awareness and satisfaction with the ECQ's services.

The survey was primarily conducted online with responses from 3,375 voters from across Queensland. These results were supplemented with 400 telephone surveys from voters who are low or non-internet users. Key findings included:

- ▶ 75 per cent of Queenslanders voters were satisfied with their overall voting experience while only 10 per cent were dissatisfied
 - ▷ 83 per cent of voters who cast a postal vote were satisfied with their overall voting experience, while only 7 per cent were dissatisfied
 - ▷ 73 per cent of voters who cast a vote at an early voting centre were satisfied with their overall voting experience, while only 11 per cent were dissatisfied, and
- ▶ 55 per cent of voters who attended a polling booth or early voting centre did not have to queue and of those who did queue, 74 per cent stated it was for less than 10 minutes.

An additional 473 respondents reported not voting in the election. When asked to provide a reason why, the most common response was concerns about COVID-19 (55 per cent), followed by health reasons (11 per cent).

The ECQ is planning to repeat the same survey methodology for the 2020 State general election to enable the identification of trends over time.

Informal voting analysis

At Queensland local government elections, voters must elect their representatives using the optional preferential voting (OPV) system or first-past-the-post (FPTP) voting system.

OPV is used to elect the mayors in all 77 councils and the councillors in single-member divided councils, while FPTP is used to elect councillors in undivided or multi-member divided councils. To cast a formal vote using the OPV system, electors must express a first preference for one candidate and then have the option of expressing preferences for some or all of the remaining candidates. To cast a formal vote using the FPTP system, electors must number the same amount of boxes as vacant councillor positions.

At all elections a portion of the votes cast will be informal and will not contribute towards the election result. In accordance with the *Local Government Electoral Act 2011*, “a ballot paper that has no effect to record a vote...is an informal ballot paper”³. An analysis of informal ballot papers was undertaken from a targeted sample of local government elections. The review sorted informal ballot papers into ‘assumed intentional’ and ‘assumed unintentional’ informal categories. This process was undertaken to provide insight into informal voting patterns and to inform future strategies with the aim of reducing unintentional informal voting.

Methodology

Across Queensland’s 77 local government areas, the rate of informality at the 2020 local government elections was 4.76 per cent for mayoral elections and 5.44 per cent for councillor elections. A targeted sample of local government elections was selected based on high rates of informal voting, geographical diversity and different voting systems and methods. The table below lists the four mayoral elections and seven councillor elections reviewed, with the four divisional Ipswich City Council elections being discussed as one election for reporting purposes.

Local government area - Elections reviewed			
Mayoral elections	Voting system	Voting method	% Informality
Cairns Regional	OPV	Attendance	4.62%
Logan City	OPV	Attendance	7.78%
Mareeba Shire	OPV	Attendance	4.66%
Sunshine Coast Regional	OPV	Attendance	7.34%

³ Sections 86(8) and 87(7) of the *Local Government Electoral Act 2011*

Local government area - Elections reviewed			
Councillor elections	Voting system	Voting method	% Informality
Aurukun Shire	FPTP	Attendance	12.92%
Gladstone Regional	FPTP	Attendance	9.15%
Ipswich City (Divisions 1, 2, 3 and 4)	FPTP	Attendance	11.27%
Mount Isa City	FPTP	Attendance	5.51%
Napranum Aboriginal Shire	FPTP	Attendance	11.62%
Toowoomba Regional	FPTP	Attendance	10.95%
Western Downs Regional	FPTP	Full postal	4.31%

A significant portion of informal ballot papers from these elections were organised into either 'assumed unintentional informal' or 'assumed intentional informal' categories. The categories and their definitions are listed in the tables below.

Categories of informality	
OPV elections - Assumed intentional	FPTP elections - Assumed intentional
Blank	Blank
Writing, marks, scribbles, or pictures	Writing, marks, scribbles, or pictures
Defective numbering / ticks or crosses	Defective numbering / ticks or crosses
COVID-19 commentary	COVID-19 commentary
Other - intentional	Other - intentional
OPV elections - Assumed unintentional	FPTP elections - Assumed unintentional
Ticks and crosses	Only one mark
Non-sequential numbering	Fewer marks than vacancies* (but more than one mark)
Voter identifiable	More marks than vacancies
Other - unintentional	Voter identifiable
	Other – unintentional
<p><i>* This category was not required for the Ipswich City Council review, noting Ipswich electors had to vote for two divisional councillors, and thus the 'Only one mark' category captures votes with fewer marks than vacancies.</i></p>	

Definitions of categories	
Assumed intentional	
Blank	Ballot papers that have been left blank.
Writing, marks, scribbles, or pictures	Ballot papers with writing, markings, scribbles or pictures.
Defective numbering / ticks or crosses	Intentionally defective numbering or markings such as all boxes being ticked, or numbered 1.
COVID-19 commentary	Ballot papers with comments, questions or other marks that specifically reference the pandemic.
Other - intentional	Any other ballot papers deemed to be intentionally informal.
Assumed unintentional	
Ticks and crosses	Ballot papers marked with a cross or tick next to the candidates' names instead of numbering.
Non-sequential numbering	Ballot papers with repeated or skipped numbers.
Only one mark	Electors that have only cast a vote for one candidate, where they are required to select a certain number.
Fewer marks than vacancies (but more than one mark)	Electors that have cast more than one vote, but fewer than required.
More marks than vacancies	Electors that have voted for more candidates than there are vacant positions, without use of clear preferences to identify their preferred candidates.
Voter identifiable	Ballot papers that identify the elector.
Other - unintentional	Any other ballots deemed to be unintentionally informal.

Mayoral elections

The review found that across all four mayoral elections, almost all the informal ballot papers examined were intentionally informal. Intentional informal categories captured more than 98 per cent of the informal ballot papers analysed for the Logan City Council and Sunshine Coast Regional Council mayoral elections and more than 96 per cent and 92 per cent respectively for the Cairns Regional Council and Mareeba Shire Council mayoral elections.

Mayoral elections - Local government area (OPV)	% Intentional informal	% Unintentional informal
Cairns Regional Council	96.01%	3.99%
Logan City Council	98.44%	1.56%
Mareeba Shire Council	92.52%	7.46%
Sunshine Coast Regional Council	98.81%	1.19%

The 'blank' and 'writing, marks, scribbles or pictures' categories accounted for more than 80 per cent of intentional informal ballot papers in all four elections. The 'intentional defective numbering / ticks and crosses' category was the next most common intentional informal vote, followed by ballot papers featuring 'COVID-19 commentary'. While very few of the informal votes analysed were found to be unintentionally informal, the categories that captured most unintentional informal ballots included 'ticks and crosses' and 'non-sequential numbering'.

Mayoral elections (OPV) – Intentional informal categories*					
Local government area	Blank	Intentional defective numbering / ticks and crosses	COVID-19	Writing, marks, scribbles or pictures	Other - intentional
Cairns Regional	48.99%	10.13%	4.67%	31.44%	0.78%
Logan City	50.66%	10.04%	2.46%	35.28%	0%
Mareeba Shire	47.28%	5.78%	1.36%	37.76%	0.34%
Sunshine Coast Regional	53.63%	9.18%	4.39%	31.53%	0.07%

* Reported percentages are presented as a proportion of all reviewed informal ballot papers for each local government area.

Mayoral elections (OPV) – Unintentional informal categories*				
Local government area	Ticks and crosses	Non-sequential numbering	Voter identifiable	Other - unintentional
Cairns Regional	1.31%	2.32%	0.20%	0.16%
Logan City	0.91%	0.66%	0%	0%
Mareeba Shire	3.40%	4.08%	0%	0%
Sunshine Coast Regional	0.19%	0.92%	0.01%	0.07%

** Reported percentages are presented as a proportion of all reviewed informal ballot papers for each local government area.*

Councillor elections

The degree of intentionality for informal voting across the seven councillor elections (the four Ipswich divisional elections being counted as one for reporting purposes) varied considerably. There was however a much higher rate of unintentional informal voting when compared to the results of the mayoral election informality reviews.

In the two Indigenous local government areas of Aurukun and Napranum, more than 95 per cent of the informal ballot papers examined were categorised as unintentionally informal. Unintentional informal categories captured around 40 per cent of the informal ballot papers analysed for the Gladstone Regional Council and Mount Isa City Council. This figure was closer to 46 per cent in the Toowoomba Regional Council and more than 60 per cent in the Western Downs Regional Council.

At approximately 32 per cent, the Ipswich City Council recorded the lowest number of unintentional informal votes, with more than 67 per cent of the informal ballot papers reviewed across the Ipswich divisional elections categorised as intentionally informal.

Councillor - Local government area (FPTP)	% Intentional informal	% Unintentional informal
Aurukun Shire Council	4.62%	95.38%
Gladstone Regional Council	60.02%	39.98%
Ipswich City Council (Divisions 1, 2, 3 and 4)	67.53%	32.47%
Mount Isa City Council	59.33%	40.67%
Napranum Aboriginal Shire Council	4.65%	95.35%
Toowoomba Regional Council	53.53%	46.47%
Western Downs Regional Council	39.52%	60.48%

The 'blank' and 'writing, marks, scribbles or pictures' categories accounted for the majority of intentional informal ballot papers across six of the seven elections, excluding Aurukun. This was particularly pronounced in the ballot papers reviewed for the Gladstone, Ipswich and Mount Isa elections, where these two categories accounted for more than 50 per cent of all intentional informal ballot papers. The 'intentional defective numbering / ticks and crosses' category was the next most common intentional informal vote.

Councillor elections (FPTP) – Intentional informal categories*					
Local government area	Blank	Intentional defective numbering / ticks and crosses	COVID-19	Writing, marks, scribbles or pictures	Other - intentional
Aurukun Shire	0%	4.62%	0%	0%	0%
Gladstone Regional	33.98%	6.96%	1.16%	17.89%	0.03%
Ipswich City (Divisions 1, 2, 3 and 4)	35.96%	5.50%	1.98%	24.00%	0.09%
Mount Isa City	32.64%	8.03%	0.78%	17.88%	0%
Napranum Aboriginal Shire	4.65%	0%	0%	0%	0%
Toowoomba Regional	29.61%	4.58%	1.53%	17.70%	0.11%
Western Downs Regional	16.74%	9.05%	0%	13.42%	0.30%
<i>* Reported percentages are presented as a proportion of all reviewed informal ballot papers for each local government area.</i>					

The vast majority of informal ballot papers reviewed for the councillor elections in the Aurukun Shire Council and Napranum Aboriginal Shire Council were the result of electors failing to cast votes for the correct number of councillors. Close to 45 per cent of voters in both elections only cast a vote for one candidate, while more than 50 per cent for both elections cast either too few or too many votes compared to councillor vacancies.

This theme continued for the other elections, with incorrect numbering accounting for almost all the unintentional informal ballot papers reviewed. Approximately 40 per cent of reviewed informal ballot papers in Gladstone and Mount Isa, more than 32 per cent and 46 per cent in Ipswich and Toowoomba respectively, and around 60 per cent in Western Downs were classified as unintentionally informal due to either having 'only one mark', 'fewer marks than vacancies' or 'more marks than vacancies'.

Councillor elections (FPTP) – Unintentional informal categories*					
Local government area	Only 1 mark	Fewer marks than vacancies (but more than 1 mark)	More marks than vacancies	Voter identifiable	Other - unintentional
Aurukun Shire	44.62%	35.38%	15.38%	0%	0%
Gladstone Regional	8.81%	23.39%	7.78%	0%	0%
Ipswich City (Divisions 1, 2, 3 and 4)	31.16%	N/A	1.22%	0%	0.09%
Mount Isa City	10.10%	20.98%	9.59%	0%	0%
Napranum Aboriginal Shire	44.19%	39.53%	11.63%	0%	0%
Toowoomba Regional	7.47%	21.67%	17.31%	0%	0.03%
Western Downs Regional	5.73%	37.25%	17.04%	0%	0.45%

** Reported percentages are presented as a proportion of all reviewed informal ballot papers for each local government area.*

Summary of review

Of the elections reviewed, the councillor elections had a much higher rate of unintentional informal voting when compared with the mayoral elections. This may be related to the voting system in use at these elections, with the categorisation of unintentionally informal votes for the councillor elections showing voters are selecting either too few or too many candidates. While this may be a deliberate choice by the elector, the review operated under the assumption that voters intend to cast a formal ballot, unless they show specific intentionality through written messaging, drawing or by leaving the ballot paper blank.

The informal votes cast at the mayoral elections were generally found to be intentionally cast. It is much less likely that voters will unintentionally cast an informal vote when using the OPV system, as voters have the option to preference one, some or all of the candidates. This therefore reduces the instances of incorrect numbering issues that appear to invalidate FPTP votes more frequently.

While electoral bodies may be limited in their capacity to address intentional informal voting, the ECQ will consider opportunities to improve voter understanding of formal voting for future elections.

Appendices

Appendix A – Notice of election	38
Appendix B – Voter turnout map.....	39
Appendix B – Mayoral informality map.....	40
Appendix B – Councillor informality map.....	41
Appendix C – List of full postal and hybrid elections.....	42
Appendix D – List of uncontested elections.....	43
Appendix E – Local government election summaries..	44

Appendix A – Notice of election

Notice of Election LOCAL GOVERNMENT ELECTIONS SATURDAY, 28 MARCH 2020



The local government quadrennial elections will be held on Saturday, 28 March 2020. Polling booths will be open on election day from 8am to 6pm. **Voting is compulsory.**

This notice is issued under section 25 of the Local Government Electoral Act 2011 – Calling for nominations.

Candidate nominations are open from Saturday, 22 February 2020 and close at 12pm (noon) on Tuesday, 3 March 2020.

- Nominations are invited from candidates for election at the 2020 local government quadrennial elections.
- Nominations must be lodged with the Returning Officer for your local government area, or through the ECQ website.
- Information about how to nominate as a candidate in the elections is available on the ECQ website.
- To contact the Returning Officer for your local government area, please see the ECQ website or call 1300 881 665.

Enrol to vote or check your enrolment details.

- Enrol to vote or update your details at www.aec.gov.au or call 1300 881 665.
- The electoral roll closes at 5pm Friday, 28 February 2020.

Information about the election, including election day polling booths, early voting locations and hours, and postal voting applications, will be available on the ECQ website or by calling 1300 881 665.

Contact Information:

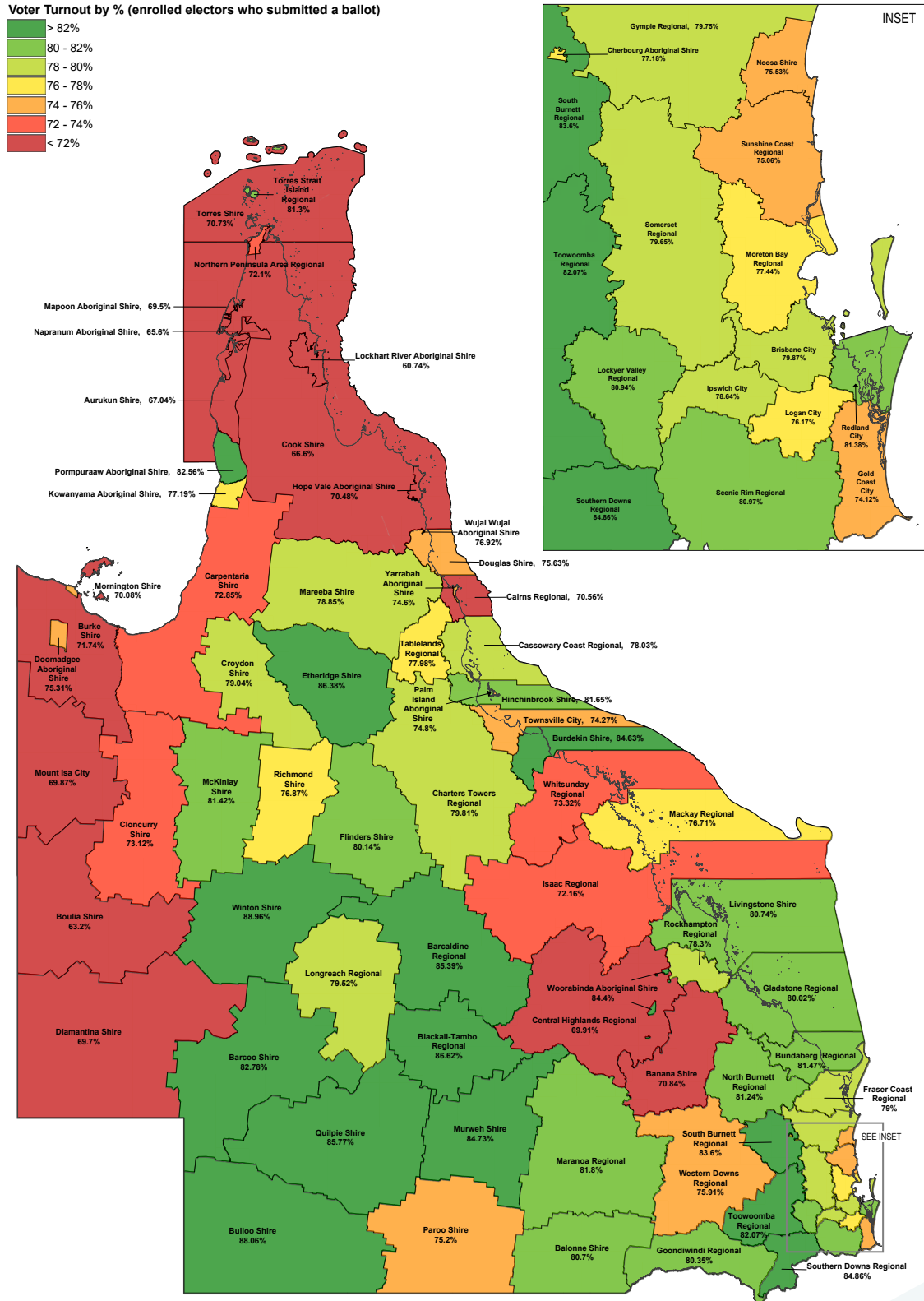
Electoral Commission of Queensland

T: 1300 881 665 (8am – 6pm Monday to Friday and 9am – 4pm Saturday)

E: ecq@ecq.qld.gov.au

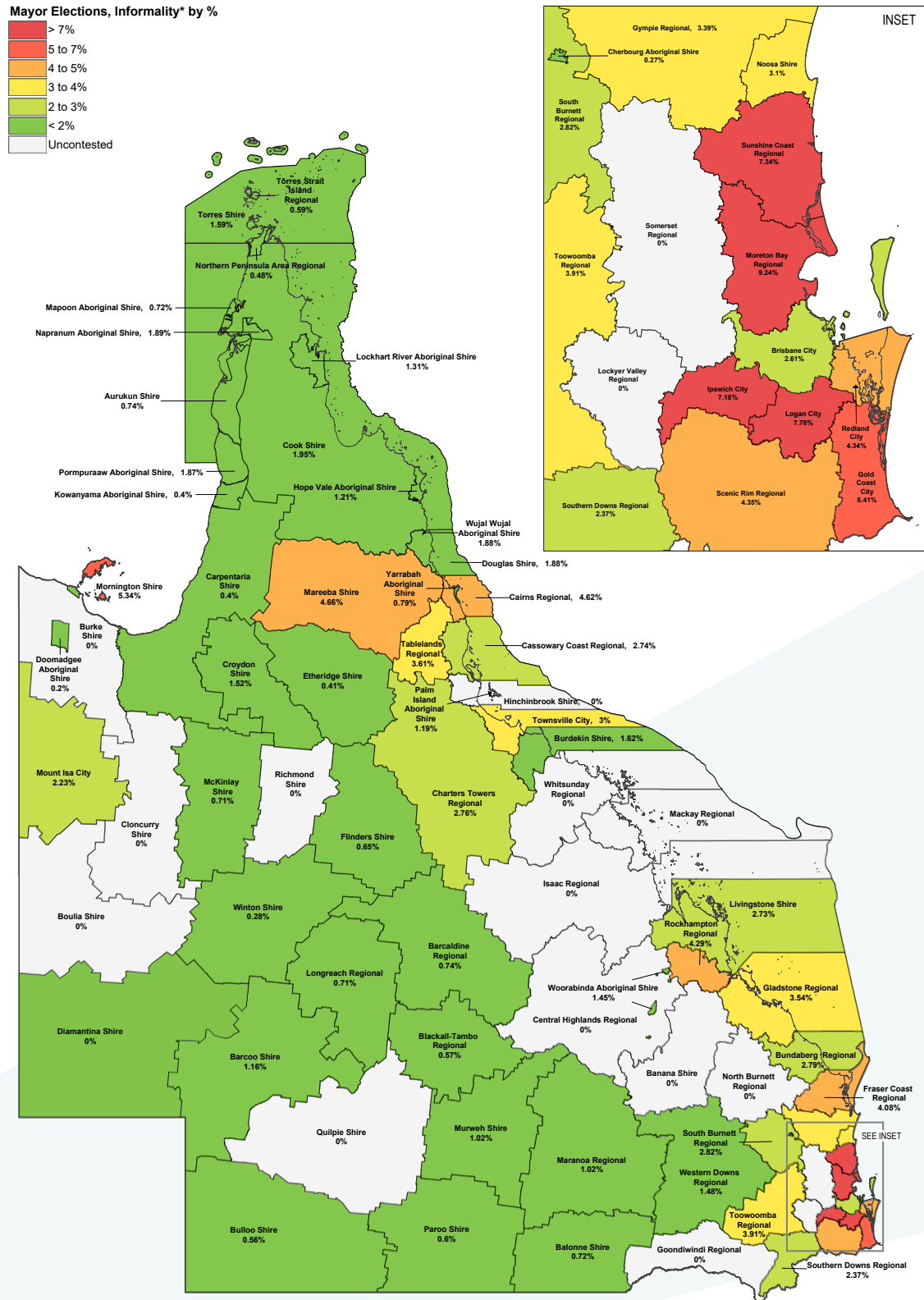
W: www.ecq.qld.gov.au/

Appendix B – Voter turnout*



* Turnout is the total number of ballot papers submitted in an election, divided by the number of enrolled electors (at the close of the electoral roll on 22 February 2020). Figures have been adjusted for uncontested elections, where voters were not required to cast ballots.

Appendix B – Mayoral informality*



* Percentage of mayoral ballots that were informal across the entire local government area.

Appendix C – List of full postal and hybrid elections

List of Full Postal and Hybrid Elections LOCAL GOVERNMENT ELECTIONS SATURDAY, 28 MARCH 2020



The Minister for Local Government approved the following full postal (the entire local government area) or hybrid ballots (part of the local government area) for the 2020 local government elections.

Local government area	Type of voting
Balonne Shire Council	Full postal ballot
Banana Shire Council	Full postal ballot
Barcaldine Regional Council	Full postal ballot
Barcoo Shire Council	Full postal ballot
Blackall-Tambo Regional Council	Full postal ballot
Bulloo Shire Council	Full postal ballot
Burke Shire Council	Full postal ballot
Cook Shire Council	Hybrid
Diamantina Shire Council	Full postal ballot
Etheridge Shire Council	Full postal ballot
Goondiwindi Regional Council	Full postal ballot
Isaac Regional Council	Hybrid (Divisions 1 and 8 - full postal ballot)
Longreach Regional Council	Full postal ballot
Maranoa Regional Council	Hybrid
North Burnett Regional Council	Full postal ballot
Paroo Shire Council	Full postal ballot
Quilpie Shire Council	Full postal ballot
Richmond Shire Council	Full postal ballot
Western Downs Regional Council	Full postal ballot

Appendix D – List of uncontested elections

Notice of Uncontested Election

LOCAL GOVERNMENT ELECTIONS SATURDAY, 28 MARCH 2020



**Electoral
Commission**
QUEENSLAND

On the 22 February 2020, the Electoral Commission of Queensland (ECQ) published notice of the 2020 Local Government Elections to be held on Saturday, 28 March 2020.

As per section 34 of the *Local Government Electoral Act 2011*, the following nominees are taken to have been elected, as the number of nominees equals the number of persons required to be elected:

Election	Elected Nominees
Banana Shire Council – MAYOR	FERRIER, Neville
Banana Shire Council - DIVISION 3 COUNCILLOR	CASEY, Phillip
Banana Shire Council - DIVISION 4 COUNCILLOR	SEMPLE, Colin George
Banana Shire Council - DIVISION 5 COUNCILLOR	LEO, Brooke
Banana Shire Council - DIVISION 6 COUNCILLOR	BOYCE, Terri
Boulia Shire Council - MAYOR	BRITTON, Eric (Rick)
Bundaberg Regional Council - DIVISION 2 COUNCILLOR	TREVOR, William Robert
Bundaberg Regional Council - DIVISION 8 COUNCILLOR	COOPER, Stephen
Burke Shire Council - MAYOR	CAMP, Ernest
Central Highlands Regional Council - MAYOR	HAYES, Kerry Michael
Cloncurry Shire Council - MAYOR	CAMPBELL, Gregory
Gold Coast City Council - DIVISION 5 COUNCILLOR	YOUNG, Peter
Goondiwindi Regional Council - MAYOR	SPRINGBORG, Lawrence
Hinchinbrook Shire Council - MAYOR	JAYO, Ramon
Isaac Regional Council - MAYOR	BAKER, Anne
Isaac Regional Council - DIVISION 1 COUNCILLOR	AUSTEN, Gregory
Isaac Regional Council - DIVISION 3 COUNCILLOR	LACEY, Gina
Isaac Regional Council - DIVISION 4 COUNCILLOR	WEST, Simon
Isaac Regional Council - DIVISION 5 COUNCILLOR	VEA VEA, Kelly
Isaac Regional Council - DIVISION 6 COUNCILLOR	JONES, Lynette
Isaac Regional Council - DIVISION 7 COUNCILLOR	PICKELS, Jane Mary
Lockyer Valley Regional Council - MAYOR	MILLIGAN, Tanya
Mackay Regional Council - MAYOR	WILLIAMSON, Gregory
Moreton Bay Regional Council - DIVISION 7 COUNCILLOR	SIMS, Denise
Moreton Bay Regional Council - DIVISION 10 COUNCILLOR	CONSTANCE, Matthew
North Burnett Regional Council - MAYOR	CHAMBERS, Rachel Louise
Quilpie Shire Council - MAYOR	MACKENZIE, Stuart Alexander
Richmond Shire Council - MAYOR	WHARTON, John Mcarthur
Rockhampton Regional Council - DIVISION 3 COUNCILLOR	WILLIAMS, Anthony
Rockhampton Regional Council - DIVISION 4 COUNCILLOR	SMITH, Catherine Ellen
Rockhampton Regional Council - DIVISION 6 COUNCILLOR	WICKERSON, Michael Drew
Scenic Rim Regional Council - DIVISION 6 COUNCILLOR	MCINNES, Duncan
Somerset Regional Council - MAYOR	LEHMANN, Graeme
South Burnett Regional Council - DIVISION 1 COUNCILLOR	FROHLOFF, Roslyn
South Burnett Regional Council - DIVISION 2 COUNCILLOR	JONES, Gavin (Spud)
Torres Strait Island Regional Council - DIVISION 2 COUNCILLOR	ELISALA, Torenzo
Torres Strait Island Regional Council - DIVISION 6 COUNCILLOR	TRINKOON, Lama
Torres Strait Island Regional Council - DIVISION 10 COUNCILLOR	TAMU, Kabay
Torres Strait Island Regional Council - DIVISION 13 COUNCILLOR	STEPHEN, Rocky Gabriel
Townsville City Council - DIVISION 4 COUNCILLOR	MOLACHINO, Mark
Whitsunday Regional Council - MAYOR	WILLCOX, Andrew
Whitsunday Regional Council - DIVISION 6 COUNCILLOR	BRUNKER, Michael Raymond
Wujal Wujal Aboriginal Shire Council - COUNCILLOR	BLOOMFIELD, Robert
Wujal Wujal Aboriginal Shire Council - COUNCILLOR	KULKA, Regan (Bobby)
Wujal Wujal Aboriginal Shire Council - COUNCILLOR	TAYLEY, Vanessa
Wujal Wujal Aboriginal Shire Council - COUNCILLOR	TAYLEY, Vincent

T: 1300 881 665 (8am - 6pm Monday to Friday and 9am - 4pm Saturday)

E: ecq@ecq.qld.gov.au

W: www.ecq.qld.gov.au/

Appendix E – Local government election summaries

Aurukun Shire Council.....	47
Balonne Shire Council.....	48
Banana Shire Council.....	49
Barcaldine Regional Council.....	50
Barcoo Shire Council.....	51
Blackall-Tambo Regional Council.....	52
Boulia Shire Council.....	53
Brisbane City Council.....	54
Bulloo Shire Council.....	56
Bundaberg Regional Council.....	57
Burdekin Shire Council.....	58
Burke Shire Council.....	59
Cairns Regional Council.....	60
Carpentaria Shire Council.....	61
Cassowary Coast Regional Council.....	62
Central Highlands Regional Council.....	63
Charters Towers Regional Council.....	64
Cherbourg Aboriginal Shire Council.....	65
Cloncurry Shire Council.....	66
Cook Shire Council.....	67
Croydon Shire Council.....	68
Diamantina Shire Council.....	69
Doomadgee Aboriginal Shire Council.....	70
Douglas Shire Council.....	71
Etheridge Shire Council.....	72
Flinders Shire Council.....	73
Fraser Coast Regional Council.....	74

Gladstone Regional Council	75
Gold Coast City Council	76
Goondiwindi Regional Council.....	78
Gympie Regional Council.....	79
Hinchinbrook Shire Council.....	80
Hope Vale Aboriginal Shire Council	81
Ipswich City Council.....	82
Isaac Regional Council.....	83
Kowanyama Aboriginal Shire Council.....	84
Livingstone Shire Council.....	85
Lockhart River Aboriginal Shire Council.....	86
Lockyer Valley Regional Council.....	87
Logan City Council	88
Longreach Regional Council	90
Mackay Regional Council	91
Mapoon Aboriginal Shire Council.....	92
Maranoa Regional Council.....	93
Mareeba Shire Council	94
McKinlay Shire Council.....	95
Moreton Bay Regional Council.....	96
Mornington Shire Council.....	98
Mount Isa City Council.....	99
Murweh Shire Council.....	100
Napranum Aboriginal Shire Council.....	101
Noosa Shire Council.....	102
North Burnett Regional Council.....	103
Northern Peninsula Area Regional Council.....	104

Palm Island Aboriginal Shire Council.....	105
Paroo Shire Council.....	106
Pormpuraaw Aboriginal Shire Council.....	107
Quilpie Shire Council.....	108
Redland City Council.....	109
Richmond Shire Council.....	110
Rockhampton Regional Council.....	111
Scenic Rim Regional Council.....	112
Somerset Regional Council.....	113
South Burnett Regional Council.....	114
Southern Downs Regional Council.....	115
Sunshine Coast Regional Council.....	116
Tablelands Regional Council.....	117
Toowoomba Regional Council.....	118
Torres Shire Council.....	119
Torres Strait Island Regional Council.....	120
Townsville City Council.....	122
Western Downs Regional Council.....	123
Whitsunday Regional Council.....	124
Winton Shire Council.....	125
Woorabinda Aboriginal Shire Council.....	126
Wujal Wujal Aboriginal Shire Council.....	127
Yarrabah Aboriginal Shire Council.....	128

Aurukun Shire Council

Aurukun Shire Council			
Council type	Undivided	Total enrolment	810
		Male enrolment	406
		Female enrolment	404
		Unspecified enrolment	0
Election type	Attendance ballot	Overall turnout	67.04%
Mayoral voting system	OPV	Number of mayoral candidates	3
Councillor voting system	FPTP	Number of councillor candidates	9

	Voter participation - Mayor	Voter participation - Councillor
Total ballots	543	542
Formal ballots	539	472
Informal ballots	4	70
Rate of informality	0.74%	12.92%

Successful candidates	
Mayor	TAMWOY, Kerrie Pauline
Councillor	KERINDUN, Anna Louise
Councillor	KOOMEETA, Craig Allan
Councillor	TAMWOY, Kemuel Mika
Councillor	YUNKAPORTA, Delys

Balonne Shire Council

Balonne Shire Council			
Council type	Undivided	Total enrolment	2,907
		Male enrolment	1,483
		Female enrolment	1,424
		Unspecified enrolment	0
Election type	Full postal ballot	Overall turnout	80.70%
Mayoral voting system	OPV	Number of mayoral candidates	2
Councillor voting system	FPTP	Number of councillor candidates	11

	Voter participation - Mayor	Voter participation - Councillor
Total ballots	2,346	2,334
Formal ballots	2,329	2,289
Informal ballots	17	45
Rate of informality	0.72%	1.93%

Successful candidates	
Mayor	O'TOOLE, Samantha Cathleen
Councillor	AVERY, Rodney David
Councillor	FUHRMEISTER, Robyn Gail
Councillor	LOMMAN, Richard William
Councillor	SCRIVEN, Scott Sam
Councillor	TODD, Ian Douglas
Councillor	WINKS, William Nigel

Banana Shire Council

Banana Shire Council			
Council type	Divided	Total enrolment	9,295
		Male enrolment	4,717
		Female enrolment	4,578
		Unspecified enrolment	0
Election type	Full postal ballot	Overall turnout	70.84%
Mayoral voting system	OPV	Number of mayoral candidates	1
Councillor voting system	OPV	Number of councillor candidates	8

	Voter participation - Mayor	Voter participation - Councillor
Total ballots	0	2,442
Formal ballots	0	2,410
Informal ballots	0	32
Rate of informality	0%	1.31%

Successful candidates	
Mayor - UNCONTESTED	FERRIER, Neville George
Division 1 Councillor	RAMSEY, John Clifford
Division 2 Councillor	PENDER, Judith Fay
Division 3 Councillor - UNCONTESTED	CASEY, Phillip John
Division 4 Councillor - UNCONTESTED	SEMPLE, Colin George
Division 5 Councillor - UNCONTESTED	LEO, Brooke
Division 6 Councillor - UNCONTESTED	BOYCE, Terri Susan

Barcaldine Regional Council

Barcaldine Regional Council			
Council type	Undivided	Total enrolment	2,067
		Male enrolment	1,036
		Female enrolment	1,031
		Unspecified enrolment	0
Election type	Full postal ballot	Overall turnout	85.39%
Mayoral voting system	OPV	Number of mayoral candidates	4
Councillor voting system	FPTP	Number of councillor candidates	14

	Voter participation - Mayor	Voter participation - Councillor
Total ballots	1,765	1,751
Formal ballots	1,752	1,713
Informal ballots	13	38
Rate of informality	0.74%	2.17%

Successful candidates	
Mayor	DILLON, Sean Micheal
Councillor	ARTHUR, Daniel Michael
Councillor	GLEESON, Thomas Joel
Councillor	HANSEN, Colin William
Councillor	PEOPLES, Gary Martin
Councillor	PLUMB, Rebecca Lea
Councillor	ROGERS, Milynda Kaylene

Barcoo Shire Council

Barcoo Shire Council			
Council type	Undivided	Total enrolment	209
		Male enrolment	116
		Female enrolment	93
		Unspecified enrolment	0
Election type	Full postal ballot	Overall turnout	82.78%
Mayoral voting system	OPV	Number of mayoral candidates	2
Councillor voting system	FPTP	Number of councillor candidates	8

	Voter participation - Mayor	Voter participation - Councillor
Total ballots	173	170
Formal ballots	171	169
Informal ballots	2	1
Rate of informality	1.16%	0.59%

Successful candidates	
Mayor	O'NEIL, Sally Elizabeth
Councillor	BATT, Roger Ian
Councillor	MILLER, Andrew John
Councillor	MILLER, Ingrid Melissa
Councillor	PIDGEON, Dianne Alexia

Blackall-Tambo Regional Council

Blackall-Tambo Regional Council			
Council type	Undivided	Total enrolment	1,420
		Male enrolment	704
		Female enrolment	715
		Unspecified enrolment	1
Election type	Full postal ballot	Overall turnout	86.62%
Mayoral voting system	OPV	Number of mayoral candidates	2
Councillor voting system	FPTP	Number of councillor candidates	12

	Voter participation - Mayor	Voter participation - Councillor
Total ballots	1,230	1,223
Formal ballots	1,223	1,203
Informal ballots	7	20
Rate of informality	0.57%	1.64%

Successful candidates	
Mayor	MARTIN, Andrew Linedale
Councillor	HARDIE, David Anning
Councillor	JOHNSTONE, Boyd Patrick
Councillor	PULLOS, Pamela Joy
Councillor	RUSSELL, Lindsay Patrick
Councillor	SCHLUTER, Grahame Karl
Councillor	SCOBIE, Jane Harrison

Boulia Shire Council

Boulia Shire Council			
Council type	Undivided	Total enrolment	250
		Male enrolment	129
		Female enrolment	121
		Unspecified enrolment	0
Election type	Attendance ballot	Overall turnout	63.20%
Mayoral voting system	OPV	Number of mayoral candidates	1
Councillor voting system	FPTP	Number of councillor candidates	8

	Voter participation - Mayor	Voter participation - Councillor
Total ballots	0	158
Formal ballots	0	157
Informal ballots	0	1
Rate of informality	0%	0.63%

Successful candidates	
Mayor - UNCONTESTED	BRITTON, Eric Charles
Councillor	BEAUCHAMP, George Samuel
Councillor	EDGAR, Timothy Luke
Councillor	NEILSON, Jack Owen
Councillor	NORTON, Jan Maree

Brisbane City Council

Brisbane City Council			
Council type	Divided	Total enrolment	788,689
		Male enrolment	383,840
		Female enrolment	404,618
		Unspecified enrolment	231
Election type	Attendance ballot	Overall turnout	79.87%
Mayoral voting system	OPV	Number of mayoral candidates	9
Councillor voting system	OPV	Number of councillor candidates	86

	Voter participation - Mayor	Voter participation - Councillor
Total ballots	629,961	625,106
Formal ballots	613,536	609,759
Informal ballots	16,425	15,347
Rate of informality	2.61%	2.46%

Successful candidates	
Mayor	SCHRINNER, Adrian Jurgen
Bracken Ridge Ward Councillor	LANDERS, Sandra Jane Marie
Calamvale Ward Councillor	OWEN, Angela Carolyn
Central Ward Councillor	HOWARD, Vicki Jean
Chandler Ward Councillor	MURPHY, Ryan MacKenzie
Coorparoo Ward Councillor	CUNNINGHAM, Fiona Joy
Deagon Ward Councillor	CASSIDY, Jared Ryan
Doboy Ward Councillor	ATWOOD, Lisa Maree
Enoggera Ward Councillor	WINES, Andrew Robert
Forest Lake Ward Councillor	STRUNK, Charles Dean

Successful candidates continued	
Hamilton Ward Councillor	MCLACHLAN, David Charles Burnett
Holland Park Ward Councillor	ADAMS, Krista Mary
Jamboree Ward Councillor	HUTTON, Sarah Mary
Macgregor Ward Councillor	HUANG, Wen-Yi Steven
Marchant Ward Councillor	HAMMOND, Fiona Ann
McDowall Ward Councillor	DAVIS, Tracy Ellen
Moorooka Ward Councillor	GRIFFITHS, Stephen
Morningside Ward Councillor	COOK, Kara May George
Northgate Ward Councillor	ALLAN, Adam Lindley
Paddington Ward Councillor	MATIC, Peter Nebojsa
Pullenvale Ward Councillor	ADERMANN, Gregory Charles
Runcorn Ward Councillor	MARX, Kim Sharee
Tennyson Ward Councillor	JOHNSTON, Nicole Amanda
The Gabba Ward Councillor	SRI, Jonathan
The Gap Ward Councillor	TOOMEY, Steven Michael
Walter Taylor Ward Councillor	MACKAY, Edward James Innes
Wynnum-Manly Ward Councillor	CUMMING, Peter

Bulloo Shire Council

Bulloo Shire Council			
Council type	Undivided	Total enrolment	201
		Male enrolment	106
		Female enrolment	95
		Unspecified enrolment	0
Election type	Full postal ballot	Overall turnout	88.06%
Mayoral voting system	OPV	Number of mayoral candidates	3
Councillor voting system	FPTP	Number of councillor candidates	8

	Voter participation - Mayor	Voter participation - Councillor
Total ballots	177	176
Formal ballots	176	170
Informal ballots	1	6
Rate of informality	0.56%	3.41%

Successful candidates	
Mayor	FERGUSON, John Charles Sidney
Councillor	COLLINS, Vaughan Ernest Roy
Councillor	DARE, Glyn Daniel
Councillor	GIRDLER, Shirley Eileen
Councillor	MORTON, Stewart Douglas

Bundaberg Regional Council

Bundaberg Regional Council			
Council type	Divided	Total enrolment	68,897
		Male enrolment	33,377
		Female enrolment	35,516
		Unspecified enrolment	4
Election type	Attendance ballot	Overall turnout	81.47%
Mayoral voting system	OPV	Number of mayoral candidates	3
Councillor voting system	OPV	Number of councillor candidates	24

	Voter participation - Mayor	Voter participation - Councillor
Total ballots	56,127	44,068
Formal ballots	54,560	42,366
Informal ballots	1,567	1,702
Rate of informality	2.79%	3.86%

Successful candidates	
Mayor	DEMPSEY, John Mark
Division 1 Councillor	BARTELS, Jason Phillip
Division 2 Councillor - UNCONTESTED	TREVOR, William Robert
Division 3 Councillor	HONOR, Wayne Arthur
Division 4 Councillor	McPHEE, Tracey Maree
Division 5 Councillor	BARNES, Gregory Richard
Division 6 Councillor	McLOUGHLIN, Tanya Maree
Division 7 Councillor	HABERMANN, Vincent John
Division 8 Councillor - UNCONTESTED	COOPER, Stephen Ashley
Division 9 Councillor	MITCHELL, May Britt Elenora
Division 10 Councillor	LEARMONTH, John Douglas

Burdekin Shire Council

Burdekin Shire Council			
Council type	Undivided	Total enrolment	12,002
		Male enrolment	6,032
		Female enrolment	5,970
		Unspecified enrolment	0
Election type	Attendance ballot	Overall turnout	84.63%
Mayoral voting system	OPV	Number of mayoral candidates	3
Councillor voting system	FPTP	Number of councillor candidates	13

	Voter participation - Mayor	Voter participation - Councillor
Total ballots	10,157	10,150
Formal ballots	9,992	9,770
Informal ballots	165	380
Rate of informality	1.62%	3.74%

Successful candidates	
Mayor	MCLAUGHLIN, Lynette Angela
Councillor	BOCCALATTE, Kaylee Delfina
Councillor	BONANNO, John Terry
Councillor	DETENON, Michael James
Councillor	FURNELL, John Allen Gregory
Councillor	MUSUMECI, Max
Councillor	PERRY, Susan Patricia

Burke Shire Council

Burke Shire Council			
Council type	Undivided	Total enrolment	184
		Male enrolment	103
		Female enrolment	81
		Unspecified enrolment	0
Election type	Full postal ballot	Overall turnout	71.74%
Mayoral voting system	OPV	Number of mayoral candidates	1
Councillor voting system	FPTP	Number of councillor candidates	6

	Voter participation - Mayor	Voter participation - Councillor
Total ballots	0	132
Formal ballots	0	132
Informal ballots	0	0
Rate of informality	0%	0%

Successful candidates	
Mayor - UNCONTESTED	CAMP, Ernest J
Councillor	CLARKE, John Leonard
Councillor	MURRAY, Tonya Maree
Councillor	WADE, Rosita
Councillor	YANNER, John

Cairns Regional Council

Cairns Regional Council			
Council type	Divided	Total enrolment	104,670
		Male enrolment	51,786
		Female enrolment	52,874
		Unspecified enrolment	10
Election type	Attendance ballot	Overall turnout	70.56%
Mayoral voting system	OPV	Number of mayoral candidates	4
Councillor voting system	OPV	Number of councillor candidates	30

	Voter participation - Mayor	Voter participation - Councillor
Total ballots	73,850	73,214
Formal ballots	70,435	69,474
Informal ballots	3,415	3,740
Rate of informality	4.62%	5.11%

Successful candidates	
Mayor	MANNING, Robert Charles
Division 1 Councillor	MOLLER, William Brett
Division 2 Councillor	PYNE, Robert John
Division 3 Councillor	ZEIGER, Catherine Angelique
Division 4 Councillor	JAMES, Terence Albert
Division 5 Councillor	EDEN, Amy Maree
Division 6 Councillor	VALLELY, Kristy Jade
Division 7 Councillor	O'HALLORAN, Max William
Division 8 Councillor	COGHLAN, Rhonda Joy
Division 9 Councillor	OLDS, Brett Travis

Carpentaria Shire Council

Carpentaria Shire Council			
Council type	Undivided	Total enrolment	1,057
		Male enrolment	538
		Female enrolment	518
		Unspecified enrolment	1
Election type	Attendance ballot	Overall turnout	72.85%
Mayoral voting system	OPV	Number of mayoral candidates	2
Councillor voting system	FPTP	Number of councillor candidates	12

	Voter participation - Mayor	Voter participation - Councillor
Total ballots	756	770
Formal ballots	753	739
Informal ballots	3	31
Rate of informality	0.40%	4.03%

Successful candidates	
Mayor	BAWDEN, Lyall Vincent
Councillor	GALLAGHER, Ashley Thomas James
Councillor	HAWKINS, Bradley James
Councillor	MURPHY, Andrew Michael
Councillor	SCOTT, Amanda Jane
Councillor	WELLS, Peter
Councillor	YOUNG, James Craig

Cassowary Coast Regional Council

Cassowary Coast Regional Council			
Council type	Divided	Total enrolment	19,466
		Male enrolment	9,857
		Female enrolment	9,605
		Unspecified enrolment	4
Election type	Attendance ballot	Overall turnout	78.03%
Mayoral voting system	OPV	Number of mayoral candidates	3
Councillor voting system	OPV	Number of councillor candidates	27

	Voter participation - Mayor	Voter participation - Councillor
Total ballots	15,160	15,190
Formal ballots	14,744	14,680
Informal ballots	416	510
Rate of informality	2.74%	3.36%

Successful candidates	
Mayor	NOLAN, Timothy Mark
Division 1 Councillor	BARNES, Barry William
Division 2 Councillor	MILLWOOD, Teresa Ester
Division 3 Councillor	TSCHUI, Trudy Barbara
Division 4 Councillor	PERVAN, Nicholas Ivan
Division 5 Councillor	BAINES, Jeffery Steven
Division 6 Councillor	FARINELLI, Kylie Maree

Central Highlands Regional Council

Central Highlands Regional Council			
Council type	Undivided	Total enrolment	16,817
		Male enrolment	8,782
		Female enrolment	8,034
		Unspecified enrolment	1
Election type	Attendance ballot	Overall turnout	69.91%
Mayoral voting system	OPV	Number of mayoral candidates	1
Councillor voting system	FPTP	Number of councillor candidates	13

	Voter participation - Mayor	Voter participation - Councillor
Total ballots	0	11,756
Formal ballots	0	10,893
Informal ballots	0	863
Rate of informality	0%	7.34%

Successful candidates	
Mayor - UNCONTESTED	HAYES, Kerry Michael
Councillor	BRIMBLECOMBE, Charles Stuart
Councillor	BURNS, Joseph James
Councillor	CARPENTER, Anne Frances
Councillor	CURTIS, Natalie Maree
Councillor	DANIELS, Megan Everlyn
Councillor	MORIARTY, Janice Margaret
Councillor	ROLFE, Christine
Councillor	SYPPER, Gai Patricia

Charters Towers Regional Council

Charters Towers Regional Council			
Council type	Undivided	Total enrolment	7,480
		Male enrolment	3,637
		Female enrolment	3,840
		Unspecified enrolment	3
Election type	Attendance ballot	Overall turnout	79.81%
Mayoral voting system	OPV	Number of mayoral candidates	3
Councillor voting system	FPTP	Number of councillor candidates	14

	Voter participation - Mayor	Voter participation - Councillor
Total ballots	5,970	5,940
Formal ballots	5,805	5,616
Informal ballots	165	324
Rate of informality	2.76%	5.45%

Successful candidates	
Mayor	BEVERIDGE, Franklin Charles
Councillor	BARR, Alan Patrick
Councillor	BENNETTO, Sonia
Councillor	HASTIE, Kathleen Frances
Councillor	LOHMANN, Graham John
Councillor	MATHEWS, Julianne Dawn
Councillor	ROBERTSON, Bernard Patrick

Cherbourg Aboriginal Shire Council

Cherbourg Aboriginal Shire Council			
Council type	Undivided	Total enrolment	482
		Male enrolment	217
		Female enrolment	265
		Unspecified enrolment	0
Election type	Attendance ballot	Overall turnout	77.18%
Mayoral voting system	OPV	Number of mayoral candidates	8
Councillor voting system	FPTP	Number of councillor candidates	8

	Voter participation - Mayor	Voter participation - Councillor
Total ballots	372	372
Formal ballots	371	360
Informal ballots	1	12
Rate of informality	0.27%	3.23%

Successful candidates	
Mayor	SANDOW, Elvie Jean Jnr
Councillor	COBBO, Frederick Daniel
Councillor	COSTELLO, Leighton Guy
Councillor	DOUGLAS, Bronwyn Colleen
Councillor	LANGTON, Thomas Patrick

Cloncurry Shire Council

Cloncurry Shire Council			
Council type	Undivided	Total enrolment	1,730
		Male enrolment	903
		Female enrolment	826
		Unspecified enrolment	1
Election type	Attendance ballot	Overall turnout	73.12%
Mayoral voting system	OPV	Number of mayoral candidates	1
Councillor voting system	FPTP	Number of councillor candidates	17

	Voter participation - Mayor	Voter participation - Councillor
Total ballots	0	1,265
Formal ballots	0	1,238
Informal ballots	0	27
Rate of informality	0%	2.13%

Successful candidates	
Mayor - UNCONTESTED	CAMPBELL, Gregory Vincent
Councillor	BIDGOOD, Janessa Roanna
Councillor	CAMPBELL, Vicky Maree
Councillor	DANIELS, Samuel Donald James
Councillor	KEYES, Nathan James
Councillor	SWALLING, John Dane

Cook Shire Council

Cook Shire Council			
Council type	Undivided	Total enrolment	2,542
		Male enrolment	1,344
		Female enrolment	1,198
		Unspecified enrolment	0
Election type	Hybrid ballot	Overall turnout	66.60%
Mayoral voting system	OPV	Number of mayoral candidates	2
Councillor voting system	FPTP	Number of councillor candidates	13

	Voter participation - Mayor	Voter participation - Councillor
Total ballots	1,693	1,678
Formal ballots	1,660	1,606
Informal ballots	33	72
Rate of informality	1.95%	4.29%

Successful candidates	
Mayor	SCOTT, Peter Hugh
Councillor	BURNS, Peter Francis
Councillor	DESSMANN, John Erwin
Councillor	HALE, Larissa Kristen Louise
Councillor	HOLMES, Robyn Elizabeth
Councillor	LOGAN, Ross Whitmore
Councillor	MORRIS, Marilyn Joyce

Croydon Shire Council

Croydon Shire Council			
Council type	Undivided	Total enrolment	167
		Male enrolment	89
		Female enrolment	78
		Unspecified enrolment	0
Election type	Attendance ballot	Overall turnout	79.04%
Mayoral voting system	OPV	Number of mayoral candidates	2
Councillor voting system	FPTP	Number of councillor candidates	10

	Voter participation - Mayor	Voter participation - Councillor
Total ballots	132	132
Formal ballots	130	130
Informal ballots	2	2
Rate of informality	1.52%	1.52%

Successful candidates	
Mayor	PICKERING, Trevor Joseph
Councillor	BING CHEW, Wayne
Councillor	EVANS, Jonathan
Councillor	GARDE, Peter Lindsay
Councillor	GAYNOR, Kim Mary

Diamantina Shire Council

Diamantina Shire Council			
Council type	Undivided	Total enrolment	165
		Male enrolment	88
		Female enrolment	77
		Unspecified enrolment	0
Election type	Full postal ballot	Overall turnout	69.70%
Mayoral voting system	OPV	Number of mayoral candidates	3
Councillor voting system	FPTP	Number of councillor candidates	7

	Voter participation - Mayor	Voter participation - Councillor
Total ballots	115	114
Formal ballots	115	114
Informal ballots	0	0
Rate of informality	0%	0%

Successful candidates	
Mayor	DARE, Robert Martin
Councillor	COOMS, Douglas Robert
Councillor	CRAMER, Stephen Maxwell
Councillor	MURRAY, Francis John
Councillor	RAYMENT, Donald Andrew

Doomadgee Aboriginal Shire Council

Doomadgee Aboriginal Shire Council			
Council type	Undivided	Total enrolment	652
		Male enrolment	315
		Female enrolment	337
		Unspecified enrolment	0
Election type	Attendance ballot	Overall turnout	75.31%
Mayoral voting system	OPV	Number of mayoral candidates	7
Councillor voting system	FPTP	Number of councillor candidates	17

	Voter participation - Mayor	Voter participation - Councillor
Total ballots	490	491
Formal ballots	489	475
Informal ballots	1	16
Rate of informality	0.20%	3.26%

Successful candidates	
Mayor	NED, Jason Grant
Councillor	DIAMOND, Antoinette Kimberley
Councillor	DOUGLAS, Elijah Brandon
Councillor	JOHNNY, Myron Blase
Councillor	WALDEN, Athol

Douglas Shire Council

Douglas Shire Council			
Council type	Undivided	Total enrolment	8,304
		Male enrolment	4,293
		Female enrolment	4,009
		Unspecified enrolment	2
Election type	Attendance ballot	Overall turnout	75.63%
Mayoral voting system	OPV	Number of mayoral candidates	2
Councillor voting system	FPTP	Number of councillor candidates	9

	Voter participation - Mayor	Voter participation - Councillor
Total ballots	6,280	6,271
Formal ballots	6,162	6,022
Informal ballots	118	249
Rate of informality	1.88%	3.97%

Successful candidates	
Mayor	KERR, Michael John
Councillor	MCKEOWN, Peter Francis Scott
Councillor	NOLI, Abigail Fenella
Councillor	SCOMAZZON, Lisa Jayne
Councillor	ZAMMATARO, Roy Charles

Etheridge Shire Council

Etheridge Shire Council			
Council type	Undivided	Total enrolment	558
		Male enrolment	305
		Female enrolment	253
		Unspecified enrolment	0
Election type	Full postal ballot	Overall turnout	86.38%
Mayoral voting system	OPV	Number of mayoral candidates	2
Councillor voting system	FPTP	Number of councillor candidates	9

	Voter participation - Mayor	Voter participation - Councillor
Total ballots	482	479
Formal ballots	480	476
Informal ballots	2	3
Rate of informality	0.41%	0.63%

Successful candidates	
Mayor	HUGHES, Barry Gilbert
Councillor	BARNS, Cameron John
Councillor	GALLAGHER, Anthony Joseph
Councillor	HAASE, Joseph Malcolm
Councillor	ROYES, Laurell Joy

Flinders Shire Council

Flinders Shire Council			
Council type	Undivided	Total enrolment	1,158
		Male enrolment	594
		Female enrolment	564
		Unspecified enrolment	0
Election type	Attendance ballot	Overall turnout	80.14%
Mayoral voting system	OPV	Number of mayoral candidates	3
Councillor voting system	FPTP	Number of councillor candidates	12

	Voter participation - Mayor	Voter participation - Councillor
Total ballots	928	916
Formal ballots	922	890
Informal ballots	6	26
Rate of informality	0.65%	2.84%

Successful candidates	
Mayor	McNAMARA, Jane Beatrice
Councillor	BODE, Arthur William
Councillor	CARTER, Kelly Anne
Councillor	FLUTE, Nicole Grace
Councillor	HAYDON, Clarence Nelson
Councillor	MIDDLETON, Kim Ian
Councillor	MITCHELL, Trevor George

Fraser Coast Regional Council

Fraser Coast Regional Council			
Council type	Divided	Total enrolment	78,161
		Male enrolment	37,633
		Female enrolment	40,515
		Unspecified enrolment	13
Election type	Attendance ballot	Overall turnout	79.00%
Mayoral voting system	OPV	Number of mayoral candidates	2
Councillor voting system	OPV	Number of councillor candidates	33

	Voter participation - Mayor	Voter participation - Councillor
Total ballots	61,747	61,689
Formal ballots	59,225	58,859
Informal ballots	2,522	2,830
Rate of informality	4.08%	4.59%

Successful candidates	
Mayor	SEYMOUR, George Nathan
Division 1 Councillor	HANSEN, James Victor
Division 2 Councillor	TRUSCOTT, Philip Neil
Division 3 Councillor	TRUSCOTT, Paul Michael
Division 4 Councillor	SANDERSON, Daniel Elliott
Division 5 Councillor	WELLINGS, Jade-Lee
Division 6 Councillor	LEWIS, David John
Division 7 Councillor	EVERARD, Darren Peter
Division 8 Councillor	CHAPMAN, Denis Robert
Division 9 Councillor	LEE, David John Lawson
Division 10 Councillor	O'KEEFE, Zane Ashley

Gladstone Regional Council

Gladstone Regional Council			
Council type	Undivided	Total enrolment	41,313
		Male enrolment	21,171
		Female enrolment	20,139
		Unspecified enrolment	3
Election type	Attendance ballot	Overall turnout	80.02%
Mayoral voting system	OPV	Number of mayoral candidates	2
Councillor voting system	FPTP	Number of councillor candidates	21

	Voter participation - Mayor	Voter participation - Councillor
Total ballots	33,059	32,887
Formal ballots	31,890	29,878
Informal ballots	1,169	3,009
Rate of informality	3.54%	9.15%

Successful candidates	
Mayor	BURNETT, Matthew James
Councillor	BRANTHWAITE, Darryl Edwin
Councillor	CAMERON, Christopher Bruce
Councillor	CHURCHILL, Glenn Gordon
Councillor	GOODLUCK, Kahn
Councillor	HANSEN, Richard Arthur
Councillor	MUSZKAT, Natalia
Councillor	O'GRADY, Desley Valmae
Councillor	TREVOR, Chris Allan

Gold Coast City Council

Gold Coast City Council			
Council type	Divided	Total enrolment	387,913
		Male enrolment	186,079
		Female enrolment	201,772
		Unspecified enrolment	62
Election type	Attendance ballot	Overall turnout	74.12%
Mayoral voting system	OPV	Number of mayoral candidates	8
Councillor voting system	OPV	Number of councillor candidates	48

	Voter participation - Mayor	Voter participation - Councillor
Total ballots	287,531	263,477
Formal ballots	271,971	248,825
Informal ballots	15,560	14,652
Rate of informality	5.41%	5.56%

Successful candidates	
Mayor	TATE, Tom Richard
Division 1 Councillor	HAMMEL, Mark William
Division 2 Councillor	OWEN-JONES, William Michael Alexander
Division 3 Councillor	GATES, Donna
Division 4 Councillor	CALDWELL, Cameron MacKenzie
Division 5 Councillor - UNCONTESTED	YOUNG, Peter John
Division 6 Councillor	PATTERSON, Brooke Ainsley
Division 7 Councillor	BAYLDON-LUMSDEN, Ryan Donald
Division 8 Councillor	LA CASTRA, Robert
Division 9 Councillor	TOZER, Glenn Mark
Division 10 Councillor	TAYLOR, Darren Andrew

Successful candidates continued	
Division 11 Councillor	VORSTER, Hermann Heinrich Carl
Division 12 Councillor	YOUNG, Pauline Claire
Division 13 Councillor	MCDONALD, Daphne Isobell
Division 14 Councillor	O'NEILL, Gail Margaret

Goondiwindi Regional Council

Goondiwindi Regional Council			
Council type	Undivided	Total enrolment	7,456
		Male enrolment	3,757
		Female enrolment	3,696
		Unspecified enrolment	3
Election type	Full postal ballot	Overall turnout	80.35%
Mayoral voting system	OPV	Number of mayoral candidates	1
Councillor voting system	FPTP	Number of councillor candidates	11

	Voter participation - Mayor	Voter participation - Councillor
Total ballots	0	5,991
Formal ballots	0	5,882
Informal ballots	0	109
Rate of informality	0%	1.82%

Successful candidates	
Mayor - UNCONTESTED	SPRINGBORG, Lawrence James
Councillor	BRENNAN, Lachlan Graham
Councillor	KEARNEY, William Patrick
Councillor	KELLY, Susan Kate
Councillor	MACKENZIE, Robert John
Councillor	O'SHEA, Phillip Gerard
Councillor	WATTS, Jason Neil

Gympie Regional Council

Gympie Regional Council			
Council type	Divided	Total enrolment	37,385
		Male enrolment	18,306
		Female enrolment	19,078
		Unspecified enrolment	1
Election type	Attendance ballot	Overall turnout	79.75%
Mayoral voting system	OPV	Number of mayoral candidates	3
Councillor voting system	OPV	Number of councillor candidates	27

	Voter participation - Mayor	Voter participation - Councillor
Total ballots	29,816	29,617
Formal ballots	28,804	28,428
Informal ballots	1,012	1,189
Rate of informality	3.39%	4.01%

Successful candidates	
Mayor	HARTWIG, Glen Charles
Division 1 Councillor	MILNE, Jessica
Division 2 Councillor	JENSEN, Nadine Gaye
Division 3 Councillor	WALDOCK, Shane Andrew
Division 4 Councillor	DEVEREAUX, Bruce Malcolm
Division 5 Councillor	STEWART, Daniel Hughes
Division 6 Councillor	SMERDON, Hilary Thomas
Division 7 Councillor	POLLEY, Warren Arthur Leslie
Division 8 Councillor	FREDMAN, Robert Alexander

Hinchinbrook Shire Council

Hinchinbrook Shire Council			
Council type	Undivided	Total enrolment	8,167
		Male enrolment	4,162
		Female enrolment	4,004
		Unspecified enrolment	1
Election type	Attendance ballot	Overall turnout	81.65%
Mayoral voting system	OPV	Number of mayoral candidates	1
Councillor voting system	FPTP	Number of councillor candidates	10

	Voter participation - Mayor	Voter participation - Councillor
Total ballots	0	6,668
Formal ballots	0	6,426
Informal ballots	0	242
Rate of informality	0%	3.63%

Successful candidates	
Mayor - UNCONTESTED	JAYO, Ramon
Councillor	BROWN, Mary Elizabeth
Councillor	CRIPPS, Andrew Peter
Councillor	LANCINI, Andrew John
Councillor	MARBELLI, Donna Maree
Councillor	MILTON, Kathrine Selina
Councillor	SKINNER, Wallis George

Hope Vale Aboriginal Shire Council

Hope Vale Aboriginal Shire Council			
Council type	Undivided	Total enrolment	586
		Male enrolment	297
		Female enrolment	289
		Unspecified enrolment	0
Election type	Attendance ballot	Overall turnout	70.48%
Mayoral voting system	OPV	Number of mayoral candidates	8
Councillor voting system	FPTP	Number of councillor candidates	25

	Voter participation - Mayor	Voter participation - Councillor
Total ballots	413	413
Formal ballots	408	376
Informal ballots	5	37
Rate of informality	1.21%	8.96%

Successful candidates	
Mayor	WOIBO, Jason Grant
Councillor	BOWEN, Barry Antonio
Councillor	BOWEN, Keithan Ernest Ted
Councillor	MICHAEL, Allison Myola
Councillor	WOIBO, Christopher Bruce

Ipswich City Council

Ipswich City Council			
Council type	Multi-member divided	Total enrolment	133,368
		Male enrolment	64,858
		Female enrolment	68,479
		Unspecified enrolment	31
Election type	Attendance ballot	Overall turnout	78.64%
Mayoral voting system	OPV	Number of mayoral candidates	7
Councillor voting system	FPTP	Number of councillor candidates	37

	Voter participation - Mayor	Voter participation - Councillor
Total ballots	104,879	103,976
Formal ballots	97,353	92,256
Informal ballots	7,526	11,720
Rate of informality	7.18%	11.27%

Successful candidates	
Mayor	HARDING, Teresa Jane
Division 1 Councillors	IRELAND, Sheila Ann
	MADSEN, Jacob Gordon
Division 2 Councillors	JONIC, Nicole Kay
	TULLY, Paul Gregory
Division 3 Councillors	DOYLE, Marnie Louise
	FECHNER, Andrew Dale
Division 4 Councillors	KUNZELMANN, Kate Paula
	MILLIGAN, Russell William George

Isaac Regional Council

Isaac Regional Council			
Council type	Divided	Total enrolment	11,545
		Male enrolment	6,044
		Female enrolment	5,500
		Unspecified enrolment	1
Election type	Hybrid ballot	Overall turnout	72.16%
Mayoral voting system	OPV	Number of mayoral candidates	1
Councillor voting system	OPV	Number of councillor candidates	11

	Voter participation - Mayor	Voter participation - Councillor
Total ballots	0	2,198
Formal ballots	0	2,165
Informal ballots	0	33
Rate of informality	0%	1.50%

Successful candidates	
Mayor - UNCONTESTED	BAKER, Anne Michelle
Division 1 Councillor - UNCONTESTED	AUSTEN, Gregory Frederick
Division 2 Councillor	MOFFAT, Sandra Faye
Division 3 Councillor - UNCONTESTED	LACEY, Gina Therese
Division 4 Councillor - UNCONTESTED	WEST, Simon Royce
Division 5 Councillor - UNCONTESTED	VEA VEA, Kelly Maree
Division 6 Councillor - UNCONTESTED	JONES, Lynette Elizabeth
Division 7 Councillor - UNCONTESTED	PICKELS, Jane Mary
Division 8 Councillor	COLEMAN, Vivienne Susanne

Kowanyama Aboriginal Shire Council

Kowanyama Aboriginal Shire Council			
Council type	Undivided	Total enrolment	640
		Male enrolment	292
		Female enrolment	348
		Unspecified enrolment	0
Election type	Attendance ballot	Overall turnout	77.19%
Mayoral voting system	OPV	Number of mayoral candidates	5
Councillor voting system	FPTP	Number of councillor candidates	9

	Voter participation - Mayor	Voter participation - Councillor
Total ballots	494	494
Formal ballots	492	483
Informal ballots	2	11
Rate of informality	0.40%	2.23%

Successful candidates	
Mayor	SANDS, Robert Michael
Councillor	BERNARD, Teddy
Councillor	JOSIAH, Cameron Patrick Evans
Councillor	JOSIAH, Jacob Elroy
Councillor	STAFFORD, Richard Lee

Livingstone Shire Council

Livingstone Shire Council			
Council type	Undivided	Total enrolment	26,427
		Male enrolment	13,127
		Female enrolment	13,297
		Unspecified enrolment	3
Election type	Attendance ballot	Overall turnout	80.74%
Mayoral voting system	OPV	Number of mayoral candidates	3
Councillor voting system	FPTP	Number of councillor candidates	15

	Voter participation - Mayor	Voter participation - Councillor
Total ballots	21,336	21,332
Formal ballots	20,753	19,928
Informal ballots	583	1,404
Rate of informality	2.73%	6.58%

Successful candidates	
Mayor	IRELAND, Andrew Darryl
Councillor	BELOT, Adam John
Councillor	EASTWOOD, Patrick Thomas
Councillor	FRIEND, Andrea Maree
Councillor	HUTTON, Nigel Grantly
Councillor	LYNCH, Tanya Elizabeth
Councillor	MATHER, Glenda Mary

Lockhart River Aboriginal Shire Council

Lockhart River Aboriginal Shire Council			
Council type	Undivided	Total enrolment	377
		Male enrolment	182
		Female enrolment	195
		Unspecified enrolment	0
Election type	Attendance ballot	Overall turnout	60.74%
Mayoral voting system	OPV	Number of mayoral candidates	3
Councillor voting system	FPTP	Number of councillor candidates	7

	Voter participation - Mayor	Voter participation - Councillor
Total ballots	229	229
Formal ballots	226	220
Informal ballots	3	9
Rate of informality	1.31%	3.93%

Successful candidates	
Mayor	BUTCHER, Wayne William
Councillor	BALLY, Norman Francis
Councillor	BOWIE, Alistair Walter
Councillor	HOBSON, Dorothy Molly
Councillor	KOKO, Karen Patricia

Lockyer Valley Regional Council

Lockyer Valley Regional Council			
Council type	Undivided	Total enrolment	26,545
		Male enrolment	13,147
		Female enrolment	13,397
		Unspecified enrolment	1
Election type	Attendance ballot	Overall turnout	80.94%
Mayoral voting system	OPV	Number of mayoral candidates	1
Councillor voting system	FPTP	Number of councillor candidates	12

	Voter participation - Mayor	Voter participation - Councillor
Total ballots	0	21,486
Formal ballots	0	19,616
Informal ballots	0	1,870
Rate of informality	0%	8.70%

Successful candidates	
Mayor - UNCONTESTED	MILLIGAN, Tanya Lee-Anne
Councillor	COOK, Jason Andrew
Councillor	HAGAN, Michael John
Councillor	HOLSTEIN, Janice Marian
Councillor	QUALISCHEFSKI, Brett John
Councillor	VELA, Patrick Samuel
Councillor	WILSON, Christopher John

Logan City Council

Logan City Council			
Council type	Divided	Total enrolment	196,035
		Male enrolment	95,359
		Female enrolment	100,639
		Unspecified enrolment	37
Election type	Attendance ballot	Overall turnout	76.17%
Mayoral voting system	OPV	Number of mayoral candidates	8
Councillor voting system	OPV	Number of councillor candidates	58

	Voter participation - Mayor	Voter participation - Councillor
Total ballots	149,322	148,855
Formal ballots	137,704	138,095
Informal ballots	11,618	10,760
Rate of informality	7.78%	7.23%

Successful candidates	
Mayor	POWER, Darren Ross
Division 1 Councillor	BRADLEY, Lisa Catherine
Division 2 Councillor	LANE, Teresa Maree
Division 3 Councillor	RUSSELL, Melinda Kerry
Division 4 Councillor	KORANSKI, Laurie Anne
Division 5 Councillor	RAVEN, Jonathan Smyth
Division 6 Councillor	HALL, Anthony Warren
Division 7 Councillor	FRAZER, Timothy John
Division 8 Councillor	HEREMAIA, Jacob Abbott
Division 9 Councillor	BANNAN, Scott
Division 10 Councillor	STEMP, Miriam Anne

Logan City Council

Successful candidates continued	
Division 11 Councillor	WILLCOCKS, Natalie Amanda
Division 12 Councillor	MURPHY, Karen Linda

Longreach Regional Council

Longreach Regional Council			
Council type	Undivided	Total enrolment	2,475
		Male enrolment	1,206
		Female enrolment	1,269
		Unspecified enrolment	0
Election type	Full postal ballot	Overall turnout	79.52%
Mayoral voting system	OPV	Number of mayoral candidates	2
Councillor voting system	FPTP	Number of councillor candidates	9

	Voter participation - Mayor	Voter participation - Councillor
Total ballots	1,968	1,963
Formal ballots	1,954	1,921
Informal ballots	14	42
Rate of informality	0.71%	2.14%

Successful candidates	
Mayor	RAYNER, Anthony Charles
Councillor	BIGNELL, Dale Joseph
Councillor	EMSLIE, Anthony James
Councillor	HATCH, Tracy Maree
Councillor	MARTIN, Tony John
Councillor	NUNN, Leonie J
Councillor	SMITH, Trevor Frances Bruce

Mackay Regional Council

Mackay Regional Council			
Council type	Undivided	Total enrolment	80,280
		Male enrolment	40,265
		Female enrolment	40,004
		Unspecified enrolment	11
Election type	Attendance ballot	Overall turnout	76.71%
Mayoral voting system	OPV	Number of mayoral candidates	1
Councillor voting system	FPTP	Number of councillor candidates	21

	Voter participation - Mayor	Voter participation - Councillor
Total ballots	0	61,580
Formal ballots	0	55,333
Informal ballots	0	6,247
Rate of informality	0%	10.14%

Successful candidates	
Mayor - UNCONTESTED	WILLIAMSON, Gregory Roy
Councillor	BELLA, Martin Joseph
Councillor	BONAVENTURA, Laurence Gerard
Councillor	ENGLERT, Justin Francis
Councillor	GREEN, Michelle Irene
Councillor	HASSAN, Belinda Carol
Councillor	JONES, Alison Nicola
Councillor	MANN, Frances Alana
Councillor	MAY, Karen Lesley
Councillor	SEYMOUR, Russell John
Councillor	TOWNSEND, Pauline Ann

Mapoon Aboriginal Shire Council

Mapoon Aboriginal Shire Council			
Council type	Undivided	Total enrolment	200
		Male enrolment	97
		Female enrolment	103
		Unspecified enrolment	0
Election type	Attendance ballot	Overall turnout	69.50%
Mayoral voting system	OPV	Number of mayoral candidates	2
Councillor voting system	FPTP	Number of councillor candidates	12

	Voter participation - Mayor	Voter participation - Councillor
Total ballots	139	139
Formal ballots	138	133
Informal ballots	1	6
Rate of informality	0.72%	4.32%

Successful candidates	
Mayor	ADDO, Aileen Muriel
Councillor	BRAUN, Dawn Louise
Councillor	DE JERSEY, Daphne Heather
Councillor	HUDSON, Cameron Wallace
Councillor	MARA, Margaret Lesley

Maranoa Regional Council

Maranoa Regional Council			
Council type	Undivided	Total enrolment	8,612
		Male enrolment	4,282
		Female enrolment	4,329
		Unspecified enrolment	1
Election type	Hybrid ballot	Overall turnout	81.80%
Mayoral voting system	OPV	Number of mayoral candidates	3
Councillor voting system	FPTP	Number of councillor candidates	18

	Voter participation - Mayor	Voter participation - Councillor
Total ballots	7,045	6,996
Formal ballots	6,973	6,729
Informal ballots	72	267
Rate of informality	1.02%	3.82%

Successful candidates	
Mayor	GOLDER, Tyson Duthie
Councillor	BIRKETT, John Reginald Page
Councillor	EDWARDS, Mark Cameron
Councillor	GUTHRIE, Julie-Marie Lesley
Councillor	HANCOCK, Johanne Maree
Councillor	LADBROOK, Wayne Leslie
Councillor	MCMULLEN, Geoffrey Boyd
Councillor	O'NEIL, Cameron James
Councillor	TAYLOR, Wendy Maree

Mareeba Shire Council

Mareeba Shire Council			
Council type	Undivided	Total enrolment	14,324
		Male enrolment	7,160
		Female enrolment	7,158
		Unspecified enrolment	6
Election type	Attendance ballot	Overall turnout	78.85%
Mayoral voting system	OPV	Number of mayoral candidates	2
Councillor voting system	FPTP	Number of councillor candidates	11

	Voter participation - Mayor	Voter participation - Councillor
Total ballots	11,295	11,041
Formal ballots	10,769	10,222
Informal ballots	526	819
Rate of informality	4.66%	7.42%

Successful candidates	
Mayor	TOPPIN, Angela
Councillor	BENSTED, Lachlan Cameron
Councillor	BIRD, Daniel Joseph
Councillor	DAVIES, Kevin
Councillor	GRAHAM, Mary Catherine
Councillor	MLIKOTA, Mario
Councillor	WYATT, Lenore Elizabeth Jean

McKinlay Shire Council

McKinlay Shire Council			
Council type	Undivided	Total enrolment	522
		Male enrolment	259
		Female enrolment	263
		Unspecified enrolment	0
Election type	Attendance ballot	Overall turnout	81.42%
Mayoral voting system	OPV	Number of mayoral candidates	4
Councillor voting system	FPTP	Number of councillor candidates	9

	Voter participation - Mayor	Voter participation - Councillor
Total ballots	422	425
Formal ballots	419	418
Informal ballots	3	7
Rate of informality	0.71%	1.65%

Successful candidates	
Mayor	CURR, Philip Roland
Councillor	FEGAN, Janene Mary
Councillor	LYNCH, John Cunningham
Councillor	PRATT, Timothy Charles
Councillor	ROYES, Shauna Darelle

Moreton Bay Regional Council

Moreton Bay Regional Council			
Council type	Divided	Total enrolment	306,121
		Male enrolment	146,978
		Female enrolment	159,077
		Unspecified enrolment	66
Election type	Attendance ballot	Overall turnout	77.44%
Mayoral voting system	OPV	Number of mayoral candidates	5
Councillor voting system	OPV	Number of councillor candidates	38

	Voter participation - Mayor	Voter participation - Councillor
Total ballots	237,049	196,968
Formal ballots	215,151	182,779
Informal ballots	21,898	14,189
Rate of informality	9.24%	7.20%

Successful candidates	
Mayor	FLANNERY, Peter John
Division 1 Councillor	SAVIGE, Brooke
Division 2 Councillor	BOOTH, Mark
Division 3 Councillor	HAIN, Adam Bryan
Division 4 Councillor	SHIPWAY, Jodie Leanne
Division 5 Councillor	RUCK, Sandra Cecily
Division 6 Councillor	WINCHESTER, William Noel Karl
Division 7 Councillor - UNCONTESTED	SIMS, Denise Veronica
Division 8 Councillor	GILLAM, Michael Francis
Division 9 Councillor	TONKS, Catherine Mary
Division 10 Councillor - UNCONTESTED	CONSTANCE, Matthew Eric

Moreton Bay Regional Council

Successful candidates continued	
Division 11 Councillor	GRIMWADE, Darren John
Division 12 Councillor	LATTER, Anthony Clyde

Morningson Shire Council

Morningson Shire Council			
Council type	Undivided	Total enrolment	615
		Male enrolment	284
		Female enrolment	327
		Unspecified enrolment	4
Election type	Attendance ballot	Overall turnout	70.08%
Mayoral voting system	OPV	Number of mayoral candidates	3
Councillor voting system	FPTP	Number of councillor candidates	8

	Voter participation - Mayor	Voter participation - Councillor
Total ballots	431	410
Formal ballots	408	370
Informal ballots	23	40
Rate of informality	5.34%	9.76%

Successful candidates	
Mayor	YANNER, Kyle Hector
Councillor	BARNES, David
Councillor	ROGERS, Dwayne Laurence
Councillor	THOMAS, Roxanne
Councillor	THOMPSON, Bob

Mount Isa City Council

Mount Isa City Council			
Council type	Undivided	Total enrolment	11,221
		Male enrolment	5,763
		Female enrolment	5,455
		Unspecified enrolment	3
Election type	Attendance ballot	Overall turnout	69.87%
Mayoral voting system	OPV	Number of mayoral candidates	3
Councillor voting system	FPTP	Number of councillor candidates	16

	Voter participation - Mayor	Voter participation - Councillor
Total ballots	7,832	7,840
Formal ballots	7,657	7,408
Informal ballots	175	432
Rate of informality	2.23%	5.51%

Successful candidates	
Mayor	SLADE, Danielle Dee
Councillor	BARWICK, Phillip Maurice
Councillor	COGHLAN, Kim Maree
Councillor	FORTUNE, Herbert George
Councillor	MACRAE, Peta Michelle
Councillor	STRETTON, Paul Robert
Councillor	TULLY, Michael Edward

Murweh Shire Council

Murweh Shire Council			
Council type	Undivided	Total enrolment	2,783
		Male enrolment	1,360
		Female enrolment	1,423
		Unspecified enrolment	0
Election type	Attendance ballot	Overall turnout	84.73%
Mayoral voting system	OPV	Number of mayoral candidates	2
Councillor voting system	FPTP	Number of councillor candidates	11

	Voter participation - Mayor	Voter participation - Councillor
Total ballots	2,358	2,357
Formal ballots	2,334	2,320
Informal ballots	24	37
Rate of informality	1.02%	1.57%

Successful candidates	
Mayor	RADNEDGE, Shaun
Councillor	ALEXANDER, Peter Clement
Councillor	ECKEL, Robert Wayne
Councillor	MCKELLAR, Michael John
Councillor	TAYLOR, Paul Anthony

Napranum Aboriginal Shire Council

Napranum Aboriginal Shire Council			
Council type	Undivided	Total enrolment	564
		Male enrolment	280
		Female enrolment	284
		Unspecified enrolment	0
Election type	Attendance ballot	Overall turnout	65.60%
Mayoral voting system	OPV	Number of mayoral candidates	3
Councillor voting system	FPTP	Number of councillor candidates	6

	Voter participation - Mayor	Voter participation - Councillor
Total ballots	370	370
Formal ballots	363	327
Informal ballots	7	43
Rate of informality	1.89%	11.62%

Successful candidates	
Mayor	MOTTON, Janita
Councillor	ADIDI, Mopas Margaret
Councillor	JAWAI, Kaylene Lillian
Councillor	MAIRU, Egitto
Councillor	PITT, Marie

Noosa Shire Council

Noosa Shire Council			
Council type	Undivided	Total enrolment	40,724
		Male enrolment	19,510
		Female enrolment	21,213
		Unspecified enrolment	1
Election type	Attendance ballot	Overall turnout	75.53%
Mayoral voting system	OPV	Number of mayoral candidates	2
Councillor voting system	FPTP	Number of councillor candidates	20

	Voter participation - Mayor	Voter participation - Councillor
Total ballots	30,757	30,714
Formal ballots	29,805	27,991
Informal ballots	952	2,723
Rate of informality	3.10%	8.87%

Successful candidates	
Mayor	STEWART, Clare
Councillor	FINZEL, Karen Anne
Councillor	LORENTSON, Amelia
Councillor	JURISEVIC, Joseph
Councillor	STOCKWELL, Brian Richard
Councillor	WEGENER, Thomas Stiles
Councillor	WILKIE, Frank

North Burnett Regional Council

North Burnett Regional Council			
Council type	Divided	Total enrolment	6,962
		Male enrolment	3,522
		Female enrolment	3,439
		Unspecified enrolment	1
Election type	Full postal ballot	Overall turnout	81.24%
Mayoral voting system	OPV	Number of mayoral candidates	1
Councillor voting system	OPV	Number of councillor candidates	17

	Voter participation - Mayor	Voter participation - Councillor
Total ballots	0	5,656
Formal ballots	0	5,585
Informal ballots	0	71
Rate of informality	0%	1.26%

Successful candidates	
Mayor - UNCONTESTED	CHAMBERS, Rachel Louise
Division 1 Councillor	JONES, Melinda Jean
Division 2 Councillor	HOTZ, Leslie David
Division 3 Councillor	PAYNE, Susan Mary
Division 4 Councillor	GIDDINS, Dael Lillian
Division 5 Councillor	DINGLE, Michael Edward
Division 6 Councillor	RADEL, Robert Paul

Northern Peninsula Area Regional Council

Northern Peninsula Area Regional Council			
Council type	Divided	Total enrolment	1,448
		Male enrolment	674
		Female enrolment	774
		Unspecified enrolment	0
Election type	Attendance ballot	Overall turnout	72.10%
Mayoral voting system	OPV	Number of mayoral candidates	4
Councillor voting system	OPV	Number of councillor candidates	18

	Voter participation - Mayor	Voter participation - Councillor
Total ballots	1,044	1,042
Formal ballots	1,039	1,038
Informal ballots	5	4
Rate of informality	0.48%	0.38%

Successful candidates	
Mayor	YUSIA, Patrica
Division 1 Councillor	NONA, Gina Marilyn
Division 2 Councillor	TAMWOY, Robert Allan Steven
Division 3 Councillor	GEBADI, Kitty Alvina Estelle
Division 4 Councillor	COTTIS, Eric John
Division 5 Councillor	ELU, Francis

Palm Island Aboriginal Shire Council

Palm Island Aboriginal Shire Council			
Council type	Undivided	Total enrolment	897
		Male enrolment	423
		Female enrolment	474
		Unspecified enrolment	0
Election type	Attendance ballot	Overall turnout	74.80%
Mayoral voting system	OPV	Number of mayoral candidates	7
Councillor voting system	FPTP	Number of councillor candidates	15

	Voter participation - Mayor	Voter participation - Councillor
Total ballots	671	670
Formal ballots	663	616
Informal ballots	8	54
Rate of informality	1.19%	8.06%

Successful candidates	
Mayor	SAM, Mislam Zacchias
Councillor	CASTORS, Andrew James
Councillor	GEIA, Deniece Elizabeth
Councillor	HAINES, Derek Garrison
Councillor	KYLE-SAILOR, Andrea Roberta

Paroo Shire Council

Paroo Shire Council			
Council type	Undivided	Total enrolment	1,105
		Male enrolment	569
		Female enrolment	536
		Unspecified enrolment	0
Election type	Full postal ballot	Overall turnout	75.20%
Mayoral voting system	OPV	Number of mayoral candidates	4
Councillor voting system	FPTP	Number of councillor candidates	9

	Voter participation - Mayor	Voter participation - Councillor
Total ballots	831	801
Formal ballots	826	794
Informal ballots	5	7
Rate of informality	0.60%	0.87%

Successful candidates	
Mayor	BERESFORD, Suzette Catherine
Councillor	BRAIN, Richard Francis
Councillor	CLARK, James Andrew Carr
Councillor	JORDAN, Patricia Lenora
Councillor	WOODCROFT, Joann Margaret

Pompuraaw Aboriginal Shire Council

Pompuraaw Aboriginal Shire Council			
Council type	Undivided	Total enrolment	453
		Male enrolment	218
		Female enrolment	235
		Unspecified enrolment	0
Election type	Attendance ballot	Overall turnout	82.56%
Mayoral voting system	OPV	Number of mayoral candidates	4
Councillor voting system	FPTP	Number of councillor candidates	9

	Voter participation - Mayor	Voter participation - Councillor
Total ballots	374	374
Formal ballots	367	351
Informal ballots	7	23
Rate of informality	1.87%	6.15%

Successful candidates	
Mayor	TARPENCHA, Richard
Councillor	CONRAD, George Simeon
Councillor	FOOTE, Andrea Simone
Councillor	KINGI, Ronald Douglas
Councillor	KOO-AGA, Timothy Logan

Quilpie Shire Council

Quilpie Shire Council			
Council type	Undivided	Total enrolment	541
		Male enrolment	281
		Female enrolment	260
		Unspecified enrolment	0
Election type	Full postal ballot	Overall turnout	85.77%
Mayoral voting system	OPV	Number of mayoral candidates	1
Councillor voting system	FPTP	Number of councillor candidates	7

	Voter participation - Mayor	Voter participation - Councillor
Total ballots	0	464
Formal ballots	0	461
Informal ballots	0	3
Rate of informality	0%	0.65%

Successful candidates	
Mayor - UNCONTESTED	MACKENZIE, Stuart Alexander
Councillor	BARNES, Lynette Margaret
Councillor	HEWSON, Jennifer Catherine
Councillor	PAULSEN, Bruce Vincent
Councillor	VOLZ, Roger Lindsay

Redland City Council

Redland City Council			
Council type	Divided	Total enrolment	110,412
		Male enrolment	52,990
		Female enrolment	57,410
		Unspecified enrolment	12
Election type	Attendance ballot	Overall turnout	81.38%
Mayoral voting system	OPV	Number of mayoral candidates	3
Councillor voting system	OPV	Number of councillor candidates	28

	Voter participation - Mayor	Voter participation - Councillor
Total ballots	89,854	89,512
Formal ballots	85,953	85,470
Informal ballots	3,901	4,042
Rate of informality	4.34%	4.52%

Successful candidates	
Mayor	WILLIAMS, Karen Magdalena
Division 1 Councillor	BOGLARY, Wendy
Division 2 Councillor	MITCHELL, Peter
Division 3 Councillor	GOLLE, Paul David
Division 4 Councillor	HEWLETT, Lance James
Division 5 Councillor	EDWARDS, Mark Ronald
Division 6 Councillor	TALTY, Julie Kim
Division 7 Councillor	McKENZIE, Rowanne Lee
Division 8 Councillor	HUGES, Tracey Anne
Division 9 Councillor	BERRIDGE, Adelia
Division 10 Councillor	BISHOP, Paul Brendan

Richmond Shire Council

Richmond Shire Council			
Council type	Undivided	Total enrolment	549
		Male enrolment	289
		Female enrolment	260
		Unspecified enrolment	0
Election type	Full postal ballot	Overall turnout	76.87%
Mayoral voting system	OPV	Number of mayoral candidates	1
Councillor voting system	FPTP	Number of councillor candidates	6

	Voter participation - Mayor	Voter participation - Councillor
Total ballots	0	422
Formal ballots	0	420
Informal ballots	0	2
Rate of informality	0%	0.47%

Successful candidates	
Mayor - UNCONTESTED	WHARTON, John Mcarthur
Councillor	KUHL, June Allison
Councillor	FOX, Patsy-Ann
Councillor	GEARY, Scott Edward
Councillor	KENNEDY, Clay Barrington
Councillor	BAWDEN, Kevin Dennis

Rockhampton Regional Council

Rockhampton Regional Council			
Council type	Divided	Total enrolment	54,858
		Male enrolment	26,697
		Female enrolment	28,157
		Unspecified enrolment	4
Election type	Attendance ballot	Overall turnout	78.30%
Mayoral voting system	OPV	Number of mayoral candidates	2
Councillor voting system	OPV	Number of councillor candidates	12

	Voter participation - Mayor	Voter participation - Councillor
Total ballots	42,956	24,612
Formal ballots	41,114	23,622
Informal ballots	1,842	990
Rate of informality	4.29%	4.02%

Successful candidates	
Mayor	STRELOW, Margaret Fay
Division 1 Councillor	LATCHAM, Shane
Division 2 Councillor	FISHER, Neil Karl
Division 3 Councillor - UNCONTESTED	WILLIAMS, Anthony Paul
Division 4 Councillor - UNCONTESTED	SMITH, Catherine Ellen
Division 5 Councillor	RUTHERFORD, Cherie Ruth
Division 6 Councillor - UNCONTESTED	WICKERSON, Michael Drew
Division 7 Councillor	KIRKLAND, Donna Marcia

Scenic Rim Regional Council

Scenic Rim Regional Council			
Council type	Divided	Total enrolment	29,879
		Male enrolment	14,607
		Female enrolment	15,269
		Unspecified enrolment	3
Election type	Attendance ballot	Overall turnout	80.97%
Mayoral voting system	OPV	Number of mayoral candidates	5
Councillor voting system	OPV	Number of councillor candidates	15

	Voter participation - Mayor	Voter participation - Councillor
Total ballots	24,193	19,874
Formal ballots	23,140	19,093
Informal ballots	1,053	781
Rate of informality	4.35%	3.93%

Successful candidates	
Mayor	CHRISTENSEN, Gregory Robin
Division 1 Councillor	SWANBOROUGH, Robert Derek
Division 2 Councillor	MCCONNELL, Jeffrey John Samuel
Division 3 Councillor	WEST, Virginia Anne
Division 4 Councillor	ENRIGHT, Michael John
Division 5 Councillor	CHALK, Marshall John
Division 6 Councillor - UNCONTESTED	MCINNES, Duncan Alexander

Somerset Regional Council

Somerset Regional Council			
Council type	Undivided	Total enrolment	17,076
		Male enrolment	8,507
		Female enrolment	8,567
		Unspecified enrolment	2
Election type	Attendance ballot	Overall turnout	79.65%
Mayoral voting system	OPV	Number of mayoral candidates	1
Councillor voting system	FPTP	Number of councillor candidates	10

	Voter participation - Mayor	Voter participation - Councillor
Total ballots	0	13,601
Formal ballots	0	12,584
Informal ballots	0	1,017
Rate of informality	0%	7.48%

Successful candidates	
Mayor - UNCONTESTED	LEHMANN, Graeme Douglas
Councillor	BRIESCHKE, Helen Barbara
Councillor	CHOAT, Sean Kenneth
Councillor	GAEDTKE, Cheryl Ann
Councillor	ISIDRO, Kylee Ann
Councillor	WENDT, Jason Robert
Councillor	WHALLEY, Robert George

South Burnett Regional Council

South Burnett Regional Council			
Council type	Divided	Total enrolment	23,008
		Male enrolment	11,332
		Female enrolment	11,673
		Unspecified enrolment	3
Election type	Attendance ballot	Overall turnout	83.60%
Mayoral voting system	OPV	Number of mayoral candidates	4
Councillor voting system	OPV	Number of councillor candidates	10

	Voter participation - Mayor	Voter participation - Councillor
Total ballots	19,234	12,881
Formal ballots	18,691	12,576
Informal ballots	543	305
Rate of informality	2.82%	2.37%

Successful candidates	
Mayor	OTTO, Brett Wayne
Division 1 Councillor - UNCONTESTED	FROHLOFF, Roslyn Jeanette
Division 2 Councillor - UNCONTESTED	JONES, Gavin Anthony
Division 3 Councillor	POTTER, Danita Alison
Division 4 Councillor	SCHUMACHER, Kirstie Michelle
Division 5 Councillor	DUFF, Kathryn Anne
Division 6 Councillor	HENSCHEN, Scott William

Southern Downs Regional Council

Southern Downs Regional Council			
Council type	Undivided	Total enrolment	25,950
		Male enrolment	12,620
		Female enrolment	13,328
		Unspecified enrolment	2
Election type	Attendance ballot	Overall turnout	84.86%
Mayoral voting system	OPV	Number of mayoral candidates	4
Councillor voting system	FPTP	Number of councillor candidates	26

	Voter participation - Mayor	Voter participation - Councillor
Total ballots	22,021	21,900
Formal ballots	21,500	20,332
Informal ballots	521	1,568
Rate of informality	2.37%	7.16%

Successful candidates	
Mayor	PENNISI, Victor Frank
Councillor	BARTLEY, Ross Trevor
Councillor	GALE, Paul Andrew
Councillor	GLIORI, Marco
Councillor	GOW, Cameron Fraser
Councillor	MCDONALD, Cynthia Louise
Councillor	MCNALLY, Joanne
Councillor	TANCRED, Stephen James
Councillor	WINDLE, Sheryl Ann

Sunshine Coast Regional Council

Sunshine Coast Regional Council			
Council type	Divided	Total enrolment	230,373
		Male enrolment	109,327
		Female enrolment	121,014
		Unspecified enrolment	32
Election type	Attendance ballot	Overall turnout	75.06%
Mayoral voting system	OPV	Number of mayoral candidates	4
Councillor voting system	OPV	Number of councillor candidates	51

	Voter participation - Mayor	Voter participation - Councillor
Total ballots	172,921	172,572
Formal ballots	160,224	161,408
Informal ballots	12,697	11,164
Rate of informality	7.34%	6.47%

Successful candidates	
Mayor	JAMIESON, Mark Bryan
Division 1 Councillor	BABEROWSKI, Ricky
Division 2 Councillor	LANDSBERG, Terry Francis
Division 3 Councillor	COX, Peter Leslie
Division 4 Councillor	NATOLI, Giuseppe Antonio
Division 5 Councillor	JOHNSTON, Winston Evans
Division 6 Councillor	DICKSON, Christian Lance
Division 7 Councillor	HUNGERFORD, Edmund Donald
Division 8 Councillor	O'PRAY, Jason Stephen
Division 9 Councillor	SUAREZ, Maria Nada
Division 10 Councillor	LAW, David John

Tablelands Regional Council

Tablelands Regional Council			
Council type	Divided	Total enrolment	17,623
		Male enrolment	8,534
		Female enrolment	9,087
		Unspecified enrolment	2
Election type	Attendance ballot	Overall turnout	77.98%
Mayoral voting system	OPV	Number of mayoral candidates	4
Councillor voting system	OPV	Number of councillor candidates	15

	Voter participation - Mayor	Voter participation - Councillor
Total ballots	13,743	13,700
Formal ballots	13,247	13,097
Informal ballots	496	603
Rate of informality	3.61%	4.40%

Successful candidates	
Mayor	MARTI, Rodney Donald
Division 1 Councillor	CARDEW, Kevin Leslie
Division 2 Councillor	HAYDON, Annette Dawn
Division 3 Councillor	BILNEY, David John
Division 4 Councillor	CLIFTON, David William
Division 5 Councillor	HODGE, Peter John
Division 6 Councillor	WILCE, Bernard

Toowoomba Regional Council

Toowoomba Regional Council			
Council type	Undivided	Total enrolment	115,153
		Male enrolment	54,945
		Female enrolment	60,192
		Unspecified enrolment	16
Election type	Attendance ballot	Overall turnout	82.07%
Mayoral voting system	OPV	Number of mayoral candidates	3
Councillor voting system	FPTP	Number of councillor candidates	32

	Voter participation - Mayor	Voter participation - Councillor
Total ballots	94,483	94,504
Formal ballots	90,784	84,154
Informal ballots	3,699	10,350
Rate of informality	3.91%	10.95%

Successful candidates	
Mayor	ANTONIO, Richard Paul
Councillor	CAHILL, Wayne William
Councillor	MCDONALD, Geoffrey Charles
Councillor	MCMAHON, Timothy Peter
Councillor	O'HARA, Megan
Councillor	O'SHEA, James Joseph
Councillor	SHINE, Kerry Gerard
Councillor	SOMMERFIELD, Nancy Margaret
Councillor	TAYLOR, Carol Estelle
Councillor	TAYLOR, Melissa Margaret
Councillor	VONHOFF, Rebecca Louise

Torres Shire Council

Torres Shire Council			
Council type	Undivided	Total enrolment	1,872
		Male enrolment	899
		Female enrolment	973
		Unspecified enrolment	0
Election type	Attendance ballot	Overall turnout	70.73%
Mayoral voting system	OPV	Number of mayoral candidates	4
Councillor voting system	FPTP	Number of councillor candidates	5

	Voter participation - Mayor	Voter participation - Councillor
Total ballots	1,324	1,322
Formal ballots	1,303	1,228
Informal ballots	21	94
Rate of informality	1.59%	7.11%

Successful candidates	
Mayor	MALONE, Vonda Lisa
Councillor	ABEDNEGO, John Stephen
Councillor	BANI, Gabriel
Councillor	KETCHELL, Allan
Councillor	LOBAN, Thomas

Torres Strait Island Regional Council

Torres Strait Island Regional Council			
Council type	Divided	Total enrolment	2,514
		Male enrolment	1,217
		Female enrolment	1,294
		Unspecified enrolment	3
Election type	Attendance ballot	Overall turnout	81.30%
Mayoral voting system	OPV	Number of mayoral candidates	4
Councillor voting system	OPV	Number of councillor candidates	38

	Voter participation - Mayor	Voter participation - Councillor
Total ballots	2,044	1,731
Formal ballots	2,032	1,717
Informal ballots	12	14
Rate of informality	0.59%	0.81%

Successful candidates	
Mayor	MOSBY, Phillemon Sereako
Division 1 Councillor	TOBY, Dimas Pinaith
Division 2 Councillor - UNCONTESTED	ELISALA, Torenzo Elmazac Ridgeway
Division 3 Councillor	TABUAI, Conwell Nathan
Division 4 Councillor	FELL, Keith Marshall
Division 5 Councillor	NONA, Laurie Tony
Division 6 Councillor - UNCONTESTED	TRINKOON, Lama Robin Henry
Division 7 Councillor	LEVI, John Edward
Division 8 Councillor	DORANTE, Seriako Henry
Division 9 Councillor	LUI, Getano Bel Jnr
Division 10 Councillor - UNCONTESTED	TAMU, Kabay Jamaal

Torres Strait Island Regional Council

Successful candidates continued	
Division 11 Councillor	PEARSON, Francis
Division 12 Councillor	MOSBY, Hilda Denise
Division 13 Councillor - UNCONTESTED	STEPHEN, Rocky Gabriel
Division 14 Councillor	GELA, Boggo Ettie
Division 15 Councillor	NOAH, Aven Stanley

Townsville City Council

Townsville City Council			
Council type	Divided	Total enrolment	128,601
		Male enrolment	63,333
		Female enrolment	65,243
		Unspecified enrolment	25
Election type	Attendance ballot	Overall turnout	74.27%
Mayoral voting system	OPV	Number of mayoral candidates	4
Councillor voting system	OPV	Number of councillor candidates	30

	Voter participation - Mayor	Voter participation - Councillor
Total ballots	95,509	85,931
Formal ballots	92,640	82,732
Informal ballots	2,869	3,199
Rate of informality	3.00%	3.72%

Successful candidates	
Mayor	HILL, Jennifer Lorraine
Division 1 Councillor	RYDER, Margie
Division 2 Councillor	BLOM, Suzanne June
Division 3 Councillor	GREANEY, Ann-Maree
Division 4 Councillor - UNCONTESTED	MOLACHINO, Mark Raymond
Division 5 Councillor	COOK, Russ Michael
Division 6 Councillor	BATKOVIC, Suzy Rose
Division 7 Councillor	REHBEIN, Kurt Spencer
Division 8 Councillor	SOARS, Maurice Geoffrey
Division 9 Councillor	MOONEY, Liam John
Division 10 Councillor	WALKER, Leslie Alexander

Western Downs Regional Council

Western Downs Regional Council			
Council type	Undivided	Total enrolment	22,292
		Male enrolment	11,185
		Female enrolment	11,103
		Unspecified enrolment	4
Election type	Full postal ballot	Overall turnout	75.91%
Mayoral voting system	OPV	Number of mayoral candidates	2
Councillor voting system	FPTP	Number of councillor candidates	16

	Voter participation - Mayor	Voter participation - Councillor
Total ballots	16,921	15,243
Formal ballots	16,671	14,586
Informal ballots	250	657
Rate of informality	1.48%	4.31%

Successful candidates	
Mayor	MCVEIGH, Paul
Councillor	BOURNE, Kylie Ann
Councillor	JAMES, Megan Jane
Councillor	MAGUIRE, Kaye Allison
Councillor	MOORE, Owen George
Councillor	RASMUSSEN, Ian Jeffrey
Councillor	SAXELBY, Peter Thomas
Councillor	SMITH, Andrew Norman
Councillor	TILLMAN, Carolyn Therese

Whitsunday Regional Council

Whitsunday Regional Council			
Council type	Divided	Total enrolment	22,337
		Male enrolment	11,627
		Female enrolment	10,705
		Unspecified enrolment	5
Election type	Attendance ballot	Overall turnout	73.32%
Mayoral voting system	OPV	Number of mayoral candidates	1
Councillor voting system	OPV	Number of councillor candidates	14

	Voter participation - Mayor	Voter participation - Councillor
Total ballots	0	13,578
Formal ballots	0	13,141
Informal ballots	0	437
Rate of informality	0%	3.22%

Successful candidates	
Mayor - UNCONTESTED	WILLCOX, Andrew John
Division 1 Councillor	CLIFFORD, Janet Louise
Division 2 Councillor	GRUNDY, Allen George
Division 3 Councillor	COLLINS, John William Patrick
Division 4 Councillor	WRIGHT, Michelle Elizabeth
Division 5 Councillor	SIMPSON, Gary William
Division 6 Councillor - UNCONTESTED	BRUNKER, Michael Raymond

Winton Shire Council

Winton Shire Council			
Council type	Undivided	Total enrolment	815
		Male enrolment	409
		Female enrolment	406
		Unspecified enrolment	0
Election type	Attendance ballot	Overall turnout	88.96%
Mayoral voting system	OPV	Number of mayoral candidates	2
Councillor voting system	FPTP	Number of councillor candidates	10

	Voter participation - Mayor	Voter participation - Councillor
Total ballots	725	725
Formal ballots	723	713
Informal ballots	2	12
Rate of informality	0.28%	1.66%

Successful candidates	
Mayor	BASKETT, Gavin John
Councillor	ELLIOTT, Diamantina Isabel
Councillor	GILLIES, Cassandra Anne
Councillor	MANN, Peter Shane
Councillor	SEYMOUR, Anne Lenia
Councillor	WHITE, Catherine Patricia

Woorabinda Aboriginal Shire Council

Woorabinda Aboriginal Shire Council			
Council type	Undivided	Total enrolment	327
		Male enrolment	134
		Female enrolment	193
		Unspecified enrolment	0
Election type	Attendance ballot	Overall turnout	84.40%
Mayoral voting system	OPV	Number of mayoral candidates	5
Councillor voting system	FPTP	Number of councillor candidates	11

	Voter participation - Mayor	Voter participation - Councillor
Total ballots	276	276
Formal ballots	272	271
Informal ballots	4	5
Rate of informality	1.45%	1.81%

Successful candidates	
Mayor	WEAZEL, Joshua Mark
Councillor	CAMERON, Joel Efferen Thomas
Councillor	DOYLE, Gerald Kenneth
Councillor	WALKER, Dellas Paula
Councillor	WEAZEL, Laurence

Wujal Wujal Aboriginal Shire Council

Wujal Wujal Aboriginal Shire Council			
Council type	Undivided	Total enrolment	208
		Male enrolment	102
		Female enrolment	106
		Unspecified enrolment	0
Election type	Attendance ballot	Overall turnout	76.92%
Mayoral voting system	OPV	Number of mayoral candidates	2
Councillor voting system	FPTP	Number of councillor candidates	4

	Voter participation - Mayor	Voter participation - Councillor
Total votes	160	0
Formal votes	157	0
Informal ballots	3	0
Rate of informality	1.88%	0%

Successful candidates	
Mayor	CREEK, Bradley Travis Shane
Councillor - UNCONTESTED	BLOOMFIELD, Robert Derek
Councillor - UNCONTESTED	KULKA, Regan Bob George
Councillor - UNCONTESTED	TAYLEY, Vanessa Marie
Councillor - UNCONTESTED	TAYLEY, Vincent Mark

Yarrabah Aboriginal Shire Council

Yarrabah Aboriginal Shire Council			
Council type	Undivided	Total enrolment	1,189
		Male enrolment	569
		Female enrolment	620
		Unspecified enrolment	0
Election type	Attendance ballot	Overall turnout	74.60%
Mayoral voting system	OPV	Number of mayoral candidates	5
Councillor voting system	FPTP	Number of councillor candidates	15

	Voter participation - Mayor	Voter participation - Councillor
Total votes	887	887
Formal votes	880	862
Informal ballots	7	25
Rate of informality	0.79%	2.82%

Successful candidates	
Mayor	ANDREWS, Ross James
Councillor	BAIRD, David John
Councillor	JACKSON, Kenneth
Councillor	UNDERWOOD, Brian Colridge
Councillor	WILLETT, Lucrezia Anne



**Electoral
Commission**
QUEENSLAND

Post: GPO Box 1393
BRISBANE QLD 4001

Telephone: 1300 881 665

Email: ecq@ecq.qld.gov.au